

# NBS TECHNICAL NOTE 1037

U.S. DEPARTMENT OF COMMERCE/ National Bureau of Standards

## Excitation of a TEM Cell by a Vertical Electric Hertzian Dipole

## NATIONAL BUREAU OF STANDARDS

The National Bureau of Standards<sup>1</sup> was established by an act of Congress on March 3, 1901. The Bureau's overall goal is to strengthen and advance the Nation's science and technology and facilitate their effective application for public benefit. To this end, the Bureau conducts research and provides: (1) a basis for the Nation's physical measurement system, (2) scientific and technological services for industry and government, (3) a technical basis for equity in trade, and (4) technical services to promote public safety. The Bureau's technical work is performed by the National Measurement Laboratory, the National Engineering Laboratory, and the Institute for Computer Sciences and Technology.

**THE NATIONAL MEASUREMENT LABORATORY** provides the national system of physical and chemical and materials measurement; coordinates the system with measurement systems of other nations and furnishes essential services leading to accurate and uniform physical and chemical measurement throughout the Nation's scientific community, industry, and commerce; conducts materials research leading to improved methods of measurement, standards, and data on the properties of materials needed by industry, commerce, educational institutions, and Government; provides advisory and research services to other Government agencies; develops, produces, and distributes Standard Reference Materials; and provides calibration services. The Laboratory consists of the following centers:

Absolute Physical Quantities<sup>2</sup> — Radiation Research — Thermodynamics and Molecular Science — Analytical Chemistry — Materials Science.

**THE NATIONAL ENGINEERING LABORATORY** provides technology and technical services to the public and private sectors to address national needs and to solve national problems; conducts research in engineering and applied science in support of these efforts; builds and maintains competence in the necessary disciplines required to carry out this research and technical service; develops engineering data and measurement capabilities; provides engineering measurement traceability services; develops test methods and proposes engineering standards and code changes; develops and proposes new engineering practices; and develops and improves mechanisms to transfer results of its research to the ultimate user. The Laboratory consists of the following centers:

Applied Mathematics — Electronics and Electrical Engineering<sup>2</sup> — Mechanical Engineering and Process Technology<sup>2</sup> — Building Technology — Fire Research — Consumer Product Technology — Field Methods.

**THE INSTITUTE FOR COMPUTER SCIENCES AND TECHNOLOGY** conducts research and provides scientific and technical services to aid Federal agencies in the selection, acquisition, application, and use of computer technology to improve effectiveness and economy in Government operations in accordance with Public Law 89-306 (40 U.S.C. 759), relevant Executive Orders, and other directives; carries out this mission by managing the Federal Information Processing Standards Program, developing Federal ADP standards guidelines, and managing Federal participation in ADP voluntary standardization activities; provides scientific and technological advisory services and assistance to Federal agencies; and provides the technical foundation for computer-related policies of the Federal Government. The Institute consists of the following centers:

Programming Science and Technology — Computer Systems Engineering.

<sup>1</sup>Headquarters and Laboratories at Gaithersburg, MD, unless otherwise noted; mailing address Washington, DC 20234.


<sup>2</sup>Some divisions within the center are located at Boulder, CO 80303.

# Excitation of a TEM Cell by a Vertical Electric Hertzian Dipole

Perry F. Wilson\*  
David C. Chang\*  
Mark T. Ma\*\*

\*University of Colorado  
Boulder, Colorado 80309

\*\*Electromagnetic Fields Division  
National Engineering Laboratory  
National Bureau of Standards  
Boulder, Colorado 80303



---

U.S. DEPARTMENT OF COMMERCE, Malcolm Baldrige, Secretary

NATIONAL BUREAU OF STANDARDS, Ernest Ambler, Director

Issued March 1981

NATIONAL BUREAU OF STANDARDS TECHNICAL NOTE 1037

Nat. Bur. Stand. (U.S.), Tech. Note 1037, 44 pages (March 1981)

CODEN: NBTNAE

U.S. GOVERNMENT PRINTING OFFICE  
WASHINGTON, 1981

---

For sale by the Superintendent of Documents, U.S. Government Printing Office, Washington, D.C. 20402

Price \$2.25 (Add 25 percent additional for other than U.S. mailing)

# TABLE OF CONTENTS

|  | <u>Page</u> |
|--|-------------|
| LIST OF FIGURES AND TABLES.....  | iv          |
| FOREWORD.....  | v           |
| 1. INTRODUCTION.....   | 1           |
| 2. FORMULATION OF THE INTEGRAL EQUATION FOR THE UNKNOWN APERTURE FIELDS.....                 | 2           |
| 2.1 Introduction of the Field Transformations.....   | 2           |
| 2.2 Integral Equation for the TE Gap Field.....  | 4           |
| 3. SMALL GAP APPROXIMATION FOR THE GREEN'S FUNCTION.....                                     | 7           |
| 4. SOLUTION OF THE APPROXIMATE INTEGRAL EQUATION.....  | 9           |
| 5. GAP EXCITATION OF THE RCTL MODES.....   | 11          |
| 5.1 Electric Field Distribution Due to TE and TM Type Modes.....                             | 11          |
| 5.2 TEM Mode Excitation.....   | 13          |
| 5.3 Characteristic Impedance of the Cell.....  | 16          |
| 6. NUMERICAL RESULTS.....  | 17          |
| 7. CONCLUDING REMARKS.....   | 18          |
| 8. REFERENCES.....   | 19          |
| APPENDIX A. APPROXIMATE TM GAP FIELD DERIVATION.....   | 22          |
| APPENDIX B. EVALUATION OF THE SERIES $S_{2n}$ .....  | 27          |
| APPENDIX C. EVALUATION OF THE UNPERTURBED EXCITATION TERMS AS $\alpha \rightarrow k_0$ ..... | 30          |
| APPENDIX D. SUBROUTINE GUIDE FOR COMPUTING THE FIELD DISTRIBUTION.....                       | 31          |
| APPENDIX E. SUBROUTINE FOR COMPUTING THE CHARACTERISTIC IMPEDANCE.....                       | 33          |

LIST OF FIGURES AND TABLES

|  | <u>Page</u> |
|--|-------------|
| Figure 1. Diagram of an NBS TEM cell.....  | 34          |
| Figure 2. RCTL cross section.....  | 35          |
| Figure 3. Normalized characteristic impedance $z_0/\eta_0$ for $g/a=0.1$ .....   | 35          |
| Figure 4. Normalized characteristic impedance $z_0/\eta_0$ for $g/a=0.2$ .....   | 36          |
| Table 1.a. The normalized x-component of the electric field with<br>$b_1 = b_2 = b$ , $b/a=1.0$ , and $g/a=0.17$ (Wilson)..... | 20          |
| Table 1.b. The normalized x-component of the electric field with<br>$b_1 = b_2 = b$ , $b/a=1.0$ , and $g/a=0.17$ (Tippet)..... | 20          |
| Table 1.c. The percentage difference between the results<br>given in tables 1.a., and 1.b.....                                 | 20          |
| Table 2.a. The normalized y-component of the electric field with<br>$b_1 = b_2 = b$ , $b/a=1.0$ , and $g/a=0.17$ (Wilson)..... | 21          |
| Table 2.b. The normalized y-component of the electric field with<br>$b_1 = b_2 = b$ , $b/a=1.0$ , and $g/a=0.17$ (Tippet)..... | 21          |
| Table 2.c. The percentage difference between the results<br>given in tables 2.a., and 2.b.....                                 | 21          |

## FOREWORD

This report describes theoretical and experimental analyses developed by staff of the University of Colorado at Boulder in collaboration with the Electromagnetic Fields Division of the National Bureau of Standards (NBS), under a contract sponsored by NBS. Professor David C. Chang heads the University team. Dr. Mark T. Ma of NBS serves as the technical contract monitor. The period covered by this report extends from July 1979 to July 1980.

The work described in this report represents a further aspect of establishing a theoretical basis for the technical analyses of transverse electromagnetic (TEM) transmission line cells developed at NBS. The general purpose of pursuing theoretical studies is to evaluate the use of TEM cells for (1) measuring the total rf radiated power by a device inserted into the cell for test, or (2) performing necessary susceptibility tests on a small electronic device.

The particular topic addressed herein discusses the manner in which a vertical electrical Hertzian dipole excites a TEM cell under the assumption that the gap between the septum and the side wall is small. This premise is consistent with the cell geometries designed to provide a good impedance match, presently of interest to NBS, and leads to significant simplifications in the mathematical derivation. The formation of the problem also allows a vertical offset for the septum position so that the size of the test area may be increased to accommodate larger pieces of test equipment.

Approximate expressions are found for the field distribution inside a TEM cell and for its characteristic impedance. The latter result consists of a dominant gap dependent logarithmic term, plus a correction series that accounts for the vertical offset of the septum. This vertical offset is allowed to be arbitrary, and therefore the results contained in this report will supplement previous efforts which were restricted to small offsets. In addition, because of the delta function nature of the source considered here, the results lend themselves naturally to an analysis of more complex source configurations such as a practical monopole via Greens function methods. The monopole result may then be used to model probes inserted into a TEM cell to measure or excite fields.

Previous publications under the same effort include:

Tippett, J. C. and Chang, D. C., Radiation characteristics of dipole sources located inside a rectangular coaxial transmission line, NBSIR 75-829 (Jan. 1976).

Tippett, J. C., Chang, D. C., and Crawford, M. L., An analytical and experimental determination of the cut-off frequencies of higher-order TE modes in a TEM cell, NBSIR 76-841 (June 1976).

Tippett, J. C. and Chang, D. C., Higher-order modes in rectangular coaxial line with infinitely thin inner conductor, NBSIR 78-873 (March 1978).

Sreenivasiah, I. and Chang, D. C., A variational expression for the scattering matrix of a coaxial line step discontinuity and its application to an over moded coaxial TEM cell, NBSIR 79-1606 (May 1979).

Tippett, J. C. and Chang, D. C., Dispersion and attenuation characteristics of modes in a TEM cell with a lossy dielectric slab, NBSIR 79-1615 (Aug. 1979).

Sreenivasiah, I., Chang, D. C., and Ma, M. T., Characterization of electrically small radiating sources by tests inside a transmission line cell, NBS Tech Note 1017 (Feb. 1980).

EXCITATION OF A TEM CELL BY  
A VERTICAL ELECTRIC HERTZIAN DIPOLE

Perry F. Wilson  
David C. Chang  
and  
Mark T. Ma

The excitation of a transverse electromagnetic (TEM) cell by a vertical electric Hertzian dipole is analyzed where the gap between the septum and side wall is assumed to be small. Approximate expressions for the field distribution and characteristic impedance are derived. These expressions are numerically evaluated for some typical geometries, and good agreement with previously published results is shown. The formation also allows a vertical offset for the septum position, thus offering more flexibility of increasing the size of the test area to accommodate larger pieces of test equipment.

Key words: Characteristic impedance; field distribution; Hertzian dipole; integral equation; rectangular coaxial transmission line; TEM cell.

## 1. INTRODUCTION

Increased levels of electromagnetic radiation in the environment have made desirable the ability to predict the effect of low level interference on an electronic device. Conversely, the device itself may act as a source of low level radiation contributing additional electromagnetic pollution. Thus the electromagnetic interference (EMI) community is interested in testing both the susceptibility, and emission properties of electronic equipment. One approach in use at the National Bureau of Standards (NBS) is the transverse electromagnetic (TEM) cell which provides an isolated, shielded environment to perform such testing. Basically, the TEM cell, as shown in figure 1, consists of a section of rectangular coaxial transmission line (RCTL) coupled at each end to standard  $50\Omega$  coaxial line by a tapered section. The results obtained inside a TEM cell may then be related to the free space environment via a result given by Tippet [1, p. 61], and verified experimentally by Crawford [2].

This report is concerned with analyzing the fields excited in the TEM cell by a vertical electric Hertzian dipole. We view this as the first step toward solving more complex problems, such as the excitation of the TEM cell due to a vertical monopole. The Hertzian dipole result may be used as the Green's function in formulating a variational integral for the input impedance of the monopole, an approach employed by Collin [3, pp. 258-261] in treating the excitation of a rectangular waveguide by a coaxial-line probe. The monopole result may then be used to model probes inserted into the cell to measure or excite fields.

Our analysis assumes the RCTL to be of infinite extent with perfectly conducting walls, so in effect we are analyzing the cross section depicted in figure 2.



If we view the cell as two rectangular guides coupled through a pair of apertures, then in each separate guide we expect the final field to be made of the ordinary rectangular waveguide modes, plus a perturbation field due to the presence of the gaps. The method of solution is to formulate integral equations in section 2 for the unknown aperture field. There are two types of mode presentations; namely, the transverse electric (TE or h-type) and the transverse magnetic (TM or e-type). Detailed derivations for the more important TE type are presented in section 2.2 with the corresponding derivations for the TM type given in Appendix A. A simplified approximate expression for the TE integral equation is then given in section 3 by assuming an electrically small gap. The solution of this approximate integral equation is presented in section 4. More specifically, we will assume that  $G^2 \epsilon_n(G)$  is much less than unity, where  $G$  is some normalized gap size. The TEM cells presently in use at NBS are consistent with this assumption. In formulating the problem we will allow the center conductor, or septum, to be vertically offset but centered horizontally. A horizontal offset could also be treated at the expense of additional burdensome mathematics, but offers no practical advantage. Therefore, it is not treated in this report.

Of special concern is the manner in which the vertical Hertzian dipole excites the TEM mode. We give expressions in section 5 for both the electric field distribution of the TEM mode in the cell, and the transmission line characteristics of an RCTL. Sample numerical results are given in section 6 with the relevant FORTRAN programs listed in Appendices D and E. These results may be compared to those of Tippet [1], obtained via different methods. Using the Schwarz-Christoffel transformation, he solves for the electric field distribution in an RCTL with a centrally located septum. He also finds expressions for the characteristic impedance of an RCTL using an integral equation approach. In both cases his solutions are expressed in terms of Jacobian elliptic functions, whereas our solutions involve infinite sums of more common functions. Over ranges where both Tippet's expressions and ours are applicable, the agreement is excellent. Together they provide information about TEM cell characteristics for a large class of problems of practical interest. In fact, most situations may be treated using simplified special case solutions (e.g., small gap, small septum width, etc.).

## 2. FORMULATION OF THE INTEGRAL EQUATION FOR THE UNKNOWN APERTURE FIELDS

### 2.1. Introduction of the Field Transformations

The RCTL to be analyzed is depicted in figure 2. The outer walls are of lengths  $2a$  and  $2b$ , and the septum is of width  $2w$ . The septum is located a distance  $g$  from the side walls, and is displaced vertically by an amount  $b_1$  from the upper wall, and  $b_2$  from the lower wall. The regions above and below the septum will be designated by the superscripts (1) and (2) respectively. The guide is filled with a homogeneous dielectric with permittivity  $\epsilon_0$ , and permeability  $\mu_0$ .

In order to simplify the later analysis, we will remove the  $z$ -dependence of field expressions via the Fourier transform pair defined by

$$F(\bar{x}) = \frac{1}{2\pi} \int_{-\infty}^{\infty} \tilde{F}(\bar{x}_t) e^{i\alpha z} d\alpha \quad (1a)$$

$$\tilde{F}(\bar{x}_t) = \int_{-\infty}^{\infty} F(\bar{x}) e^{-i\alpha z} dz \quad (1b)$$

where

$$\bar{x} = (x, y, z) \quad (1c)$$

$$\bar{x}_t = (x, y) \quad (1d)$$

the subscript  $t$  refers to the transverse plane, and  $\alpha$  is the propagation constant. In addition, we assume time variation according to  $\exp(-i\omega t)$ . Thus we may solve for TE and TM type modes by finding the transformed  $z$ -components of the magnetic and electric fields. The TEM mode will then be seen as a special case of each mode type.

In terms of the above transforms we find that  $\tilde{H}_z(\bar{x}_t)$  and  $\tilde{E}_z(\bar{x}_t)$  satisfy the following wave equations

$$(\nabla_t^2 + \zeta^2) \tilde{H}_z(\bar{x}_t) = -\partial_x \tilde{J}_y(\bar{x}_t) \quad (2a)$$

$$(\nabla_t^2 + \zeta^2) \tilde{E}_z(\bar{x}_t) = \frac{\alpha}{\omega \epsilon_0} \partial_y \tilde{J}_y(\bar{x}_t) \quad (2b)$$

$$\zeta^2 = k_0^2 - \alpha^2 \quad (2c)$$

where  $k_0 = \omega \sqrt{\mu_0 \epsilon_0}$  is the free space wave number,  $\partial_x = \frac{\partial}{\partial x}$ ,  $\partial_y = \frac{\partial}{\partial y}$ ,  $\nabla_t^2 = \frac{\partial^2}{\partial x^2} + \frac{\partial^2}{\partial y^2}$ , and we have assumed that the current density ( $\tilde{J}$ ) has only a vertical component.

For the TE case, the remaining field components are related to  $\tilde{H}_z(\bar{x}_t)$  via

$$E_t(\bar{x}_t) = \frac{i\omega\mu_0}{\zeta} \nabla_t \tilde{H}_z(\bar{x}_t) \times \bar{a}_z, \quad \bar{a}_z = \text{unit vector} \quad (3a)$$

$$\tilde{H}_t(\bar{x}_t) = \frac{i\alpha}{\zeta^2} \nabla_t \tilde{H}_z(\bar{x}_t) \quad (3b)$$

and for the TM case the transverse field components are given by

$$\tilde{E}_t(\bar{x}_t) = \frac{i\alpha}{\zeta^2} \nabla_t \tilde{E}_z(\bar{x}_t) \quad (3c)$$

$$\tilde{H}_t(\bar{x}_t) = \frac{-i\omega\epsilon_0}{\zeta^2} \nabla_t \tilde{H}_z(\bar{x}_t) \times \bar{a}_z \quad (3d)$$

Boundary conditions for  $\tilde{H}_z(\bar{x}_t)$  and  $\tilde{E}_z(\bar{x}_t)$  on the guide walls follow from our assumption of perfect conductors. Thus we require that on the guide walls

$$\partial_n \tilde{H}_z(\bar{x}_t) = 0, \quad \partial_n = \text{normal derivative} \quad (\text{TE}) \quad (4a)$$

$$\tilde{E}_z(\bar{x}_t) = 0 \quad (TM) \quad (4b)$$

These then are the basic equations satisfied by the transformed fields.

## 2.2. Integral Equation for the TE Gap Field

In order to find expressions for  $\tilde{H}_z(\bar{x}_t)$  and  $\tilde{E}_z(\bar{x}_t)$  in the cell, our basic approach will be to expand these longitudinal fields in terms of the guide modes in the upper and lower chambers. By guide modes we mean the TE and TM type rectangular waveguide modes which would exist in each region if there were no gap. If we expressed each cell mode as the doubly infinite sum of the corresponding guide modes in both the upper and lower chambers, and then represented the fields excited by the dipole as doubly infinite sums of the cell modes, the resulting expressions for  $\tilde{H}_z(\bar{x}_t)$  and  $\tilde{E}_z(\bar{x}_t)$  would involve extremely cumbersome infinite quadruple sums. However, by not attempting to exhibit the cell modes explicitly, we avoid a pair of infinite sums, and instead replace them with an infinite integral. This offers some flexibility. The excitation of individual modes will appear as poles, and therefore may be found from residue calculations. However, as it will become apparent later, a field component may be calculated efficiently by numerically evaluating an infinite integral without looking at its modal composition. The TE formulation (h-type) will be given here in some detail. A similar TM derivation is given in Appendix A. Later it will be shown that the TM contribution to the dominant TEM mode is small compared to the TE contribution.

We begin by introducing a Green's function  $\tilde{G}_j^{(h)}(\bar{x}_t, \bar{x}'_t)$  which satisfies the following wave equation and boundary condition

$$(\nabla_t^2 + \zeta^2) \tilde{G}_j^{(h)}(\bar{x}_t, \bar{x}'_t) = -\delta(\bar{x}_t - \bar{x}'_t) \quad (5a)$$

$$j = \begin{cases} 1 & \text{for the upper chamber} \\ 2 & \text{for the lower chamber} \end{cases}$$

$$\partial_n \tilde{G}_j^{(h)}(\bar{x}_t, \bar{x}'_t) = 0 \quad (5b)$$

The boundary condition for the Green's function applies to the gap as well as the septum and cell walls. In (5), we have used the unprimed coordinates for the field points and the primed coordinates for the source points. The solution to (5) is well known [1,3], and includes the following TE guide mode expansion:

$$\tilde{G}_j^{(h)}(\bar{x}_t, \bar{x}'_t) = \left(\frac{2}{ab_j}\right) \sum_{m,n=0}^{\infty} \frac{\Delta_m \Delta_n}{(K_{mn}^{(j)})^2 - \zeta^2} \cos \frac{m\pi}{2a} (x+a) \cos \frac{m\pi}{2a} (x'+a) \cos \frac{n\pi y}{b_j} \cos \frac{n\pi y'}{b_j} \quad (6a)$$

where

$$K_{mn}^{(j)} = \left[ \left(\frac{m\pi}{2a}\right)^2 + \left(\frac{n\pi}{b_j}\right)^2 \right]^{1/2} \quad (6b)$$

$$\Delta_m = \begin{cases} 1/2 & m=0 \\ 1 & m \neq 0 \end{cases} \quad (6c)$$

Equation (2a) yields a pair of equations for  $\tilde{H}_Z^{(j)}(\bar{x}_t)$ . If we multiply (2a) by  $\tilde{G}_j^{(h)}(\bar{x}_t, \bar{x}'_t)$ , multiply (5a) by  $\tilde{H}_Z^{(j)}(\bar{x}_t)$ , and then subtract, we find

$$\begin{aligned} & \tilde{G}_j^{(h)}(\bar{x}_t, \bar{x}'_t) \nabla_t'^2 \tilde{H}_Z^{(j)}(\bar{x}_t) - \tilde{H}_Z^{(j)}(\bar{x}'_t) \nabla_t'^2 \tilde{G}_j^{(h)}(\bar{x}_t, \bar{x}'_t) \\ &= - \tilde{G}_j^{(h)}(\bar{x}_t, \bar{x}'_t) \partial_{x'} \tilde{J}_y(\bar{x}'_t) + \tilde{H}_Z^{(j)}(\bar{x}'_t) \delta(\bar{x}_t - \bar{x}'_t) \end{aligned} \quad (7)$$

If we now integrate both sides over the respective guide cross sections, and apply Green's Second Integral identity [4, p. 96], eq (7) yields

$$\begin{aligned} & \int_{\ell'} [\tilde{G}_j^{(h)}(\bar{x}_t, \bar{x}'_t) \partial_{n'} \tilde{H}_Z^{(j)}(\bar{x}_t) - \tilde{H}_Z^{(j)}(\bar{x}'_t) \partial_{n'} \tilde{G}_j^{(h)}(\bar{x}_t, \bar{x}'_t)] d\ell' \\ &= \tilde{H}_Z^{(j)}(\bar{x}_t) - \int_{s'} \tilde{G}_j^{(h)}(\bar{x}_t, \bar{x}'_t) \partial_{x'} \tilde{J}_y(\bar{x}'_t) ds' \end{aligned} \quad (8)$$

where  $s'$  is the respective guide cross section, and  $\ell'$  its boundary. Equation (8) may be simplified by applying the boundary conditions for  $\tilde{G}_j^{(h)}(\bar{x}_t, \bar{x}'_t)$  (5b) and  $\tilde{H}_Z^{(j)}(\bar{x}'_t)$  (4a). An additional application of (5b) allows the integral on the right-hand side of (8) to be integrated by parts. Thus we find (8) reduces to

$$\begin{aligned} & \int_{\text{gaps}} \tilde{G}_j^{(h)}(\bar{x}_t, \bar{x}'_t) \partial_{n'} \tilde{H}_Z^{(j)}(\bar{x}'_t) d\ell \\ &= \tilde{H}_Z^{(j)}(\bar{x}_t) + \int_{s'} \tilde{J}_y(\bar{x}'_t) \partial_{x'} \tilde{G}_j^{(h)}(\bar{x}_t, \bar{x}'_t) ds' \end{aligned} \quad (9)$$

The RCTL is to be excited by an elementary vertical dipole located at a point  $\bar{x}_0 = (x_0, y_0)$  in the  $z=0$  transverse plane. The source current density is given by

$$\tilde{J}(\bar{x}) = \bar{a}_y \text{Id}\ell \delta(\bar{x}_t - \bar{x}_0) \delta(z), \quad (10)$$

where  $\text{Id}\ell$  represents the dipole moment.

If we take the transform (1b) of  $\tilde{J}(\bar{x})$ , and then substitute  $\tilde{J}_y(\bar{x}'_t)$  into (9), we find

$$\begin{aligned} & \int_{\text{gaps}} \tilde{G}_j^{(h)}(\bar{x}_t, \bar{x}'_t) \partial_{n'} \tilde{H}_Z^{(j)}(\bar{x}'_t) d\ell' \\ &= \tilde{H}_Z^{(j)}(\bar{x}_t) + \text{Id}\ell \partial_{x'} \tilde{G}_j^{(h)}(\bar{x}_t, \bar{x}'_t) \Big|_{\bar{x}'_t = \bar{x}_0} \end{aligned} \quad (11)$$

We now require that the tangential fields be continuous across the gap. From (3a) and (3b) we see that  $\tilde{H}_Z(\bar{x}_t)$ , and  $\partial_y \tilde{H}_Z(\bar{x}_t)$  must be continuous across the gap. The second condition may be imposed by dropping the superscript in the left-hand side integral, and the first by equating  $\tilde{H}_Z^{(1)}(x,0)$  to  $\tilde{H}_Z^{(2)}(x,0)$ . Thus noting that  $\bar{n} = \pm \bar{a}_y$ ,  $d\ell' = dx'$ , and letting the dipole be in the upper chamber, we find

$$\int_{\text{gaps}} \tilde{G}^{(h)}(x, x') \partial_{y'} \tilde{H}_Z(x', 0) dx' = -\text{Id} \partial_{x'} \tilde{G}_1^{(h)}(x, 0, \bar{x}'_t) \Big|_{\bar{x}'_t = \bar{x}_0}, \quad (12a)$$

where

$$\tilde{G}^{(h)}(x, x') = \tilde{G}_1^{(h)}(x, 0, x', 0) + \tilde{G}_2^{(h)}(x, 0, x', 0) \quad (12b)$$

We may now simplify both the Green's function and the driving term by performing an infinite sum. The Green's function is given by

$$\tilde{G}^{(h)}(x, x') = \sum_{j=1}^2 \sum_{m, n=0}^{\infty} \left( \frac{2}{ab_j} \right) \frac{\Delta_m \Delta_n}{(K_{mn}^{(j)})^2 - \zeta^2} \cos \frac{m\pi}{2a} (x+a) \cos \frac{m\pi}{2a} (x'+a). \quad (13)$$

The summation on  $n$  is known [5, p. 40] and yields

$$\sum_{n=0}^{\infty} \frac{\Delta_n}{K_{mn}^{(j)2} - \zeta^2} = -b_j \cot b_j K_m / (2K_m) \quad (14a)$$

where

$$K_m = [\zeta^2 - \left( \frac{m\pi}{2a} \right)^2]^{1/2} \quad (14b)$$

and thus we may write  $\tilde{G}^{(h)}(x, x')$  as follows

$$\tilde{G}^{(h)}(x, x') = -\frac{1}{a} \sum_{j=1}^2 \sum_{m=0}^{\infty} \frac{\Delta_m \cot b_j K_m}{K_m} \cos \frac{m\pi}{2a} (x+a) \cos \frac{m\pi}{2a} (x'+a) \quad (15)$$

The driving term on the right-hand side of (12a) may similarly be simplified. We notice that

$$\begin{aligned} -\partial_{x'} \tilde{G}_1^{(h)}(x, 0, \bar{x}'_t) &= \left( \frac{2}{ab_1} \right) \sum_{m, n=0}^{\infty} \frac{\Delta_m \Delta_n}{(K_{mn}^{(1)})^2 - \zeta^2} \left( \frac{m\pi}{2a} \right) \\ &\times \cos \frac{m\pi}{2a} (x+a) \sin \frac{m\pi}{2a} (x'+a) \cos \frac{n\pi y'}{b_1} \end{aligned} \quad (16)$$

Again the sum on  $n$  is known [5, p. 40]

$$\sum_{n=0}^{\infty} \frac{\Delta_n \cos \frac{n\pi y'}{b_1}}{(K_{mn}^{(1)})^2 - \zeta^2} = \frac{-b_1}{2} \left[ \frac{\cos K_m (b_1 - y')}{K_m \sin K_m b_1} \right] \quad (17)$$

and thus, after some manipulation, the right-hand side of (12a) may be written

$$-\text{Id} \partial_{x'} \tilde{G}_1^{(h)}(x, 0, \bar{x}'_t) \Big|_{\bar{x}'_t = \bar{x}_0} = -\text{Id} g^{(h)}(x) \quad (18a)$$

$$g^{(h)}(x) = -\frac{1}{a} \sum_{m=1}^{\infty} \frac{\cos K_m (b_1 - y_0)}{K_m \sin K_m b_1} \left( \frac{m\pi}{2a} \right) \cos \frac{m\pi}{2a} (x+a) \sin \frac{m\pi}{2a} (x_0+a) \quad (18b)$$

Defining  $f^{(h)}(x') = \partial_{y'} \tilde{H}_z(x', 0)$ , our integral equation (12) takes the more compact form

$$\int_{\text{gaps}} f^{(h)}(x') \tilde{G}^{(h)}(x, x') dx' = -\text{Id} g^{(h)}(x) \quad (19)$$

We next allow the dipole to be centrally located, i.e.,  $\bar{x}_0 = (0, y_0)$ , then  $g^{(h)}(x)$  given in (18b) reduces to a summation over odd indices  $m$ . Therefore  $g^{(h)}(x)$  is an odd function in  $x$  which implies that  $\tilde{G}^{(h)}(x, x')$  is also an odd function in both  $x$  and  $x'$ . Thus we need only consider the odd component of  $f^{(h)}(x')$  for the centrally located dipole. Thus, eq (19) reduces to

$$\int_w^a f^{(h)}(x') \tilde{G}^{(h)}(x, x') dx' = -1/2 \text{Id} g^{(h)}(x) \quad (20a)$$

$$\tilde{G}^{(h)}(x, x') = -\frac{1}{a} \sum_{j=1}^2 \sum_{m_0} \frac{\cot K_m b_j}{K_m} \sin \frac{m\pi x}{2a} \sin \frac{m\pi x'}{2a} \quad (20b)$$

$$g^{(h)}(x) = -\frac{1}{a} \sum_{m_0} \frac{1}{K_m} \left(\frac{m\pi}{2a}\right) \frac{\cos K_m (b_1 - y_0)}{\sin K_m b_1} \sin \frac{m\pi x}{2a} \quad (20c)$$

where the summation over  $m_0$  denotes the odd indices ( $m = 1, 3, 5, \dots$ ). In order to solve our integral equation (20a), our next step will be to assume the gap is small and then to find an approximate analytic expression for  $f^{(h)}(x')$ .

### 3. SMALL GAP APPROXIMATION FOR THE GREEN'S FUNCTION

The integral equation (20a) could be solved in terms of Chebyshev polynomial expansions as was done by Tippet [1]. However, this leads to an infinite system of equations in terms of less familiar special functions. The problem may be simplified considerably by assuming a small gap, and then approximating the Green's function. This will lead to a fairly simple solution in terms of common functions.

We begin by changing variables, letting  $t = a - x$ , and  $t' = a - x'$ . In terms of these gap parameters, (20) becomes

$$\int_0^g Q^{(h)}(t, t') f^{(h)}(t') dt' = \text{Id} g^{(h)}(t), \quad (21a)$$

where

$$Q^{(h)}(t, t') = -\frac{1}{a} \sum_{j=1}^2 \sum_{m_0} \frac{\cot K_m b_j}{K_m} \cos \frac{m\pi t}{2a} \cos \frac{m\pi t'}{2a} \quad (21b)$$

$$f^{(h)}(t') \equiv f^{(h)}(x') \text{ when } x' = a - t' \quad (21c)$$

$$g^{(h)}(t) = -\frac{1}{2a} \sum_{m_0} \left(\frac{m\pi}{2a}\right) \frac{\cos K_m (b_1 - y_0)}{K_m \sin K_m b_1} \sin \frac{m\pi}{2} \cos \frac{m\pi t}{2a}, \quad (21d)$$

and the upper integral limit in (21a) represents the gap,  $g = a-w$  (see figure 2).

Notice that as  $m$  becomes very large we find the following asymptotic behavior

$$\frac{\cot K_m b_j}{K_m} \sim \frac{-2a}{m\pi}. \quad (22)$$

Therefore,  $Q^{(h)}(t, t')$  is singular as  $t \rightarrow t'$  since it approaches the harmonic series. We may extract the singular part of  $Q^{(h)}(t, t')$  by adding and subtracting the asymptotic limit (22) yielding

$$Q^{(h)}(t, t') = Q_s^{(h)}(t, t') - Q_f^{(h)}(t, t') \quad (23a)$$

$$Q_s^{(h)}(t, t') = \frac{4}{\pi} \sum_{m_0} \frac{1}{m} \cos \frac{m\pi t}{2a} \cos \frac{m\pi t'}{2a} \quad (23b)$$

$$Q_f^{(h)}(t, t') = \frac{1}{a} \sum_{j=1}^2 \sum_{m_0} \left[ \frac{\cot K_m b_j}{K_m} + \frac{2a}{m\pi} \right] \cos \frac{m\pi t}{2a} \cos \frac{m\pi t'}{2a} \quad (23c)$$

where the subscripts  $s$  and  $f$  denote the singular and finite terms respectively. The first term inside the brackets in (23c) decays exponentially for large  $m$ , and therefore is summable as  $t \rightarrow t'$ . However,  $Q_s^{(h)}(t, t')$  has a logarithmic singularity as  $t \rightarrow t'$ , and represents the dominant contribution.

Having split the Green's function we may now take advantage of a small gap assumption. The series (23b) may be summed [6, pp. 96-97] giving

$$Q_s^{(h)}(t, t') = \frac{1}{\pi} \ln \left[ \cot \left( \frac{\pi}{4a} |t-t'| \right) \cot \left( \frac{\pi}{4a} |t+t'| \right) \right] \quad (24)$$

Note that both  $|t+t'|$  and  $|t-t'|$  are bounded by  $2g$ . If we assume  $g\pi/2a \ll 1$ , the cotangents may be replaced by the reciprocal of their arguments giving

$$Q_s^{(h)}(t, t') \approx -\frac{1}{\pi} \ln \left[ \left( \frac{\pi}{4a} \right)^2 |t^2 - t'^2| \right] \quad (25)$$

Next consider  $Q_f^{(h)}(t, t')$  for low frequencies. The term in brackets decays rapidly and only a few initial terms need to be considered for which the cosine terms remain near unity under the same assumption of a small gap. Thus  $Q_f^{(h)}(t, t')$  is approximately independent of  $t'$  and  $t$

$$Q_f^{(h)}(t, t') \approx \frac{1}{a} \sum_{j=1}^2 \sum_{m_0} \left[ \frac{\cot K_m b_j}{K_m} + \frac{2a}{m\pi} \right] \equiv Q_f^{(h)} \quad (26)$$

If we let

$$A^{(h)} = \int_0^g f^{(h)}(t') dt' \quad (27)$$

then our approximate Green's function yields the following integral equation for (21a)

$$-\frac{1}{\pi} \int_0^g f^{(h)}(t') \ln \left[ \left( \frac{\pi}{4a} \right)^2 |t^2 - t'^2| \right] dt' = A^{(h)} Q_f^{(h)} + \text{Idl } g^{(h)}(t) \quad (28)$$

We may extend the definition of  $f^{(h)}(t')$  according to  $f^{(h)}(t') = f^{(h)}(-t')$  which corresponds to introducing an image field. Noting that our solution is only valid for  $0 < t < g$ , we may split the logarithmic term into the sum of two terms, let  $t' \rightarrow -t'$  in the  $|t+t'|$  term, and rewrite (28) as

$$-\frac{1}{\pi} \int_0^g f^{(h)}(t') \ln \left[ \frac{\pi}{4a} |t-t'| \right] dt' = A^{(h)} Q_f^{(h)} + \text{Idl } g^{(h)}(t) \quad (29)$$

This is the approximate integral equation to be solved. For notational purposes we define the following quantities

$$g^{(h)}(t) = \sum_{m_0} g_m^{(h)}(y_0) \cos \frac{m\pi t}{2a} \quad (30a)$$

$$g_m^{(h)}(y_0) = \frac{1}{2a} \left( \frac{m\pi}{2a} \right) \frac{\cos K_m (b_1 - y_0)}{K_m \sin K_m b_1} \sin \frac{m\pi}{2} \quad (30b)$$

Then our integral equation (29) may be written as

$$\frac{1}{\pi} \int_0^g f^{(h)}(t') \ln \left[ \frac{\pi}{4a} |t-t'| \right] dt' = A^{(h)} Q_f^{(h)} + \text{Idl } \sum_{m_0} g_m^{(h)}(y_0) \cos \frac{m\pi t}{2a} \quad (31)$$

Having formulated an approximate integral equation, we next proceed to solve it via a Fourier series approach.

#### 4. SOLUTION OF THE APPROXIMATE INTEGRAL EQUATION

Our particular problem may be solved directly by taking advantage of a Fourier expansion for the logarithmic kernel. By expanding the other relevant functions in a similar manner, and applying orthogonality, the coefficients may then be evaluated.

We begin with the following result given in [7, p. 171]

$$\ln |\cos\theta - \cos\phi| = \ln \frac{1}{2} - 2 \sum_{n=1}^{\infty} \frac{1}{n} \cos n\theta \cos n\phi \quad (32)$$

With the substitution of  $t = g \cos\theta$ , and  $t' = g \cos\phi$ , (31) and (32) combine to give

$$\begin{aligned} & \frac{1}{\pi} \int_0^{\pi} f^{(h)}(g \cos\phi) \sin\phi \left[ \ln \left( \frac{\pi g}{8a} \right) - 2 \sum_{n=1}^{\infty} \frac{1}{n} \cos n\theta \cos n\phi \right] d\phi \\ &= \frac{1}{g} \left[ A^{(h)} Q_f^{(h)} + \text{Idl } \sum_{m_0} g_m^{(h)}(y_0) \cos \left( \frac{m\pi g}{2a} \cos\theta \right) \right] \end{aligned} \quad (33)$$



If we now expand  $f^{(h)}(g \cos \phi) \sin \phi$ , and  $\cos\left(\frac{m\pi g}{2a} \cos \theta\right)$  in cosine series as follows

$$f^{(h)}(g \cos \phi) \sin \phi = \sum_{p=0}^{\infty} a_p^{(h)} \cos p \phi \quad (34a)$$

$$\cos\left(\frac{m\pi g}{2a} \cos \theta\right) = \sum_{n=0}^{\infty} c_{nm}^{(h)} \cos n \theta \quad (34b)$$

then orthogonality gives

$$a_0^{(h)} \ln\left(\frac{\pi g}{8a}\right) = \frac{1}{g} [A^{(h)} Q_f^{(h)} + \text{Id} \sum_{m=0}^{\infty} g_m^{(h)}(y_0) c_{0m}^{(h)}] \quad (35a)$$

$$a_n^{(h)} \frac{1}{n} = -\frac{1}{g} \text{Id} \sum_{m=1}^{\infty} g_m^{(h)}(y_0) c_{nm}^{(h)} \quad (n \geq 1) \quad (35b)$$

It remains to evaluate  $c_{nm}^{(h)}$  given by

$$c_{nm}^{(h)} = \frac{2\Delta_n}{\pi} \int_0^{\pi} \cos\left(\frac{m\pi g}{2a} \cos \theta\right) \cos n \theta \, d\theta \quad (36)$$

This integral is well known [5, p. 402], and we find

$$c_{nm}^{(h)} = 2\Delta_n \cos \frac{n\pi}{2} J_n\left(\frac{m\pi g}{2a}\right) \quad (37)$$

which gives

$$a_0^{(h)} = \frac{1}{g \ln\left(\frac{\pi g}{8a}\right)} [A^{(h)} Q_f^{(h)} + \text{Id} \sum_{m=0}^{\infty} g_m^{(h)}(y_0) J_0\left(\frac{m\pi g}{2a}\right)] \quad (38a)$$

$$a_n^{(h)} = -\frac{2n}{g} \cos \frac{n\pi}{2} \text{Id} \sum_{m=1}^{\infty} g_m^{(h)}(y_0) J_n\left(\frac{m\pi g}{2a}\right), \quad (38b)$$

where  $J_n$  is the Bessel function of the first kind of order  $n$ .

Because of the quick exponential decay of  $g_m^{(h)}(y_0)$  at low frequencies, and the small argument of the Bessel functions for the first few terms, a reasonable zero<sup>th</sup> order solution may be achieved by retaining only  $a_0^{(h)}$ . This may be seen more easily by asymptotically estimating  $a_n^{(h)}$ . We have, near the septum where convergence is slowest, that

$$g_m^{(h)}(y_0) \sim e^{-mY_0} \sin \frac{m\pi}{2} \quad (39)$$

where  $Y_0 = \pi y_0 / 2a$ . We need to look at

$$\cos \frac{n\pi}{2} \sum_{m=0}^{\infty} g_m^{(h)}(y_0) J_n\left(\frac{m\pi g}{2a}\right) \sim (-1)^n S_{2n} \quad (40a)$$

$$S_{2n} = \sum_{m=0}^{\infty} e^{-mY_0} \sin \frac{m\pi}{2} J_{2n}\left(\frac{m\pi g}{2a}\right) \quad (40b)$$

The sum  $S_{2n}$  is evaluated approximately in Appendix B making use of the small gap

assumption. If we now compare  $a_0^{(h)}$  to  $a_{2n}^{(h)}$  we find

$$\frac{a_{2n}^{(h)}}{a_0^{(h)}} \approx 2n \ln \left( \frac{8a}{\pi g} \right) \left( \frac{1}{2} k \frac{\pi g}{2a} \right)^{2n} \left( 1 - \frac{1}{2k^2} \right) \quad (41a)$$

$$k^2 = \frac{4e^{-2Y_0}}{(1 + e^{-2Y_0})^2} < 1 \quad (41b)$$

This bound shows that neglecting  $a_n^{(h)}$  is consistent with our earlier simplification of the finite kernel component  $Q_f^{(h)}$ . Thus our zero<sup>th</sup> order approximate solution is given by

$$f^{(h)}(g \cos \phi) \sin \phi = a_0^{(h)} \quad (42)$$

where  $a_0^{(h)}$  is given by (38a). We may now solve for  $A^{(h)}$ . Substituting  $t' = g \cos \phi$  into (27) gives

$$A^{(h)} = g \int_0^{\pi/2} f^{(h)}(g \cos \phi) \sin \phi \, d\phi = g \frac{\pi}{2} a_0^{(h)} \quad (43)$$

and thus we find that  $a_0^{(h)}$  is given by

$$a_0^{(h)} = \frac{Idg}{g} \left[ \ln \left( \frac{\pi g}{8a} \right) - \frac{\pi}{2} Q_f^{(h)} \right]^{-1} \sum_{m=0} g_m^{(h)}(y_0) J_0 \left( \frac{m\pi g}{2a} \right) \quad (44)$$

In terms of our gap parameter  $t'$  we find

$$f^{(h)}(t') = \frac{Idg}{\sqrt{g^2 - t'^2}} \left[ \ln \left( \frac{\pi g}{8a} \right) - \frac{\pi}{2} Q_f^{(h)} \right]^{-1} \sum_{m=0} g_m^{(h)}(y_0) J_0 \left( \frac{m\pi g}{2a} \right) \quad (45)$$

Notice that  $f^{(h)}(t')$  is singular according to  $(g-t')^{1/2}$  at the septum edge,  $t'=g$ , which is as expected since  $f^{(h)}(t')$  is proportional to  $E_x$  in the gap and therefore must satisfy the appropriate edge condition. We will now use this approximate gap field expression to examine how the Hertzian dipole excites the cell, and specifically the TEM mode.

## 5. GAP EXCITATION OF THE RCTL MODES

### 5.1 Electric Field Distribution Due to TE and TM Type Modes

We begin with the expression given in (11) for  $\tilde{H}_Z(\vec{x}_t)$ , which generates the TE modes. For convenience of presentation, it is rewritten as follows:

$$\begin{aligned} \tilde{H}_Z^{(j)}(\vec{x}_t) &= \int_{\text{gaps}} \tilde{G}_j^{(h)}(\vec{x}_t, \vec{x}_t') \partial_n \tilde{H}_Z^{(j)}(\vec{x}_t') d\ell' \\ &- \delta_{1j} Idg \partial_x \tilde{G}_1^{(h)}(\vec{x}_t, \vec{x}_t') \Big|_{\vec{x}_t' = \vec{x}_0} \end{aligned} \quad (46a)$$

where  $\delta_{1j}$  is the Kronecker delta.

The corresponding expression for  $\tilde{E}_z(\bar{x}_t)$ , which generates the TM modes, can also be obtained by using steps similar to those leading to (11),

$$\begin{aligned} \tilde{E}_z^{(j)}(\bar{x}_t) = & \int_{\text{gaps}} \partial_{n'} \tilde{G}_j^{(e)}(\bar{x}_t, \bar{x}'_t) \tilde{E}_z^{(j)}(\bar{x}'_t) dx' \\ & + \delta_{1j} \frac{\alpha}{\omega \epsilon_0} \text{Id} \partial_{y'} \tilde{G}_1^{(e)}(\bar{x}_t, \bar{x}'_t) \Big|_{\bar{x}'_t = \bar{x}_0} \end{aligned} \quad (46b)$$

In each expression the first term represents the fields excited by the gap, and the second term represents the usual rectangular guide modes excited in each chamber by the vertical Hertzian dipole. If there were no gap, then the RCTL would not support a TEM mode, therefore we expect the TEM mode information to be contained in the gap perturbation term. In Appendix C we show explicitly that as  $\alpha \rightarrow k_0$ ,  $E_y$  and  $E_x$ , due to the superposition of the unperturbed TE and TM components, tend toward zero. Thus in order to analyze the TEM mode we need only consider the perturbed terms.

Beginning with the y-component of the electric field due to TE-type modes, we have

$$\delta \tilde{E}_y^{(j)}(\bar{x}_t) = \frac{i\omega\mu_0}{\zeta^2} \int_{\text{gaps}} \partial_x \tilde{G}_j^{(h)}(\bar{x}_t, \bar{x}'_t) \partial_{y'} \tilde{H}_z(x', 0) dx' \quad (47)$$

where in the gap

$$\partial_x \tilde{G}_j^{(h)}(\bar{x}_t, \bar{x}'_t) = \frac{1}{a} \sum_{m_0} \left(\frac{m\pi}{2a}\right) \frac{\cos K_m(b_j - y)}{K_m \sin K_m b_j} \cos \frac{m\pi x}{2a} \sin \frac{m\pi x'}{2a} \quad (48)$$

If we let  $x' = a - g \cos \phi$  and perform the integration [5, p. 402], the TE-type contribution to the y-component of the perturbed electric field takes the following form

$$\delta \tilde{E}_y^{(j)}(\bar{x}_t) = \frac{i\omega\mu_0}{\zeta^2} g a_0^{(h)} \frac{\pi}{2} \tilde{e}_y^{(h)}(\bar{x}_t) \quad (49a)$$

$$\tilde{e}_y^{(h)}(\bar{x}_t) = \left(\frac{2}{a}\right) \sum_{m_0} \left(\frac{m\pi}{2a}\right) \frac{\cos K_m(b_j - y)}{K_m \sin K_m b_j} \sin \frac{m\pi}{2} \cos \frac{m\pi x}{2a} J_0\left(\frac{m\pi g}{2a}\right) \quad (49b)$$

A similar analysis of the x-component of the perturbed electric field due to TE-type contributions yields

$$\delta \tilde{E}_x^{(j)}(\bar{x}_t) = \frac{i\omega\mu_0}{\zeta^2} g a_0^{(h)} \frac{\pi}{2} \tilde{e}_x^{(h)}(\bar{x}_t) \quad (50a)$$

$$\tilde{e}_x^{(h)}(\bar{x}_t) = \left(\frac{2}{a}\right) \sum_{m_0} \frac{\sin K_m(b_j - y)}{\sin K_m b_j} \sin \frac{m\pi}{2} \sin \frac{m\pi x}{2a} J_0\left(\frac{m\pi g}{2a}\right) \quad (50b)$$

In order to evaluate the perturbed electric field due to TM contributions, we again begin with the y-component given by

$$\delta \tilde{E}_y^{(j)}(\bar{x}_t) = \frac{i\alpha}{\zeta^2} \int_{\text{gaps}} a_y a_{y'} \tilde{G}_j^{(e)}(\bar{x}_t, \bar{x}'_t) \tilde{E}_z^{(j)}(\bar{x}'_t) dx' \quad (51)$$

where in the gap

$$a_y a_{y'} \tilde{G}_j^{(e)}(\bar{x}_t, \bar{x}'_t) = -\frac{1}{a} \sum_{m_0} \frac{K_m \cos K_m (b_j - y)}{\sin K_m b_j} \cos \frac{m\pi x}{2a} \cos \frac{m\pi x'}{2a} \quad (52)$$

If we combine the previous two equations and integrate by parts,  $\delta \tilde{E}_y^{(j)}(\bar{x}_t)$  may be given as follows

$$\delta \tilde{E}_y^{(j)}(\bar{x}_t) = \frac{2i\alpha}{a\zeta^2} \sum_{m_0} \left(\frac{2a}{m\pi}\right) \frac{K_m \cos K_m (b_j - y)}{\sin K_m b_j} \cos \frac{m\pi x}{2a} \int_w^a f^{(e)}(x') \cos \frac{m\pi x'}{2a} dx' \quad (53)$$

Letting  $x' = a - g \cos \phi$  and integrating [5, p. 403], we find

$$\delta \tilde{E}_y^{(j)}(\bar{x}_t) = \frac{i\alpha^2}{\zeta^2 \omega \epsilon_0} g a_1^{(e)} \frac{\pi}{2} \tilde{e}_y^{(e)}(\bar{x}_t) \quad (54a)$$

$$\tilde{e}_y^{(e)}(\bar{x}_t) = \left(\frac{8}{\pi g}\right) \sum_{m_0} \frac{1}{m} \left(\frac{2a}{m\pi}\right) \frac{K_m \cos K_m (b_j - y)}{\sin K_m b_j} \sin \frac{m\pi}{2} \cos \frac{m\pi x}{2a} J_1\left(\frac{m\pi g}{2a}\right), \quad (54b)$$

where  $a_1^{(e)}$  is defined by (a-17) in Appendix A.

A similar calculation gives the following result for  $\delta \tilde{E}_x^{(j)}(\bar{x}_t)$  due to TM-type modes

$$\delta \tilde{E}_x^{(j)}(\bar{x}_t) = \frac{i\alpha^2}{\zeta^2 \omega \epsilon_0} g a_1^{(e)} \frac{\pi}{2} \tilde{e}_x^{(e)}(\bar{x}_t) \quad (55a)$$

$$\tilde{e}_x^{(e)}(\bar{x}_t) = \left(\frac{8}{\pi g}\right) \sum_{m_0} \left(\frac{1}{m}\right) \frac{\sin K_m (b_j - y)}{\sin K_m b_j} \sin \frac{m\pi}{2} \sin \frac{m\pi x}{2a} J_1\left(\frac{m\pi g}{2a}\right), \quad (55b)$$

Clearly the total field distribution is the superposition of TE and TM type contributions. We next examine the manner in which the above expressions contribute to the TEM mode.

## 5.2 TEM Mode Excitation

In order to characterize the TEM mode, we need to take the transform (1a), and then analyze the poles at  $\alpha = \pm k_0$  which represent the forward and backward travelling waves. A TEM mode component arises both from TE and TM type contributions. The TEM mode has an associated gap voltage which may be determined by integrating the x-component of the electric field across the gap. Both  $f^{(h)}(x')$  and  $f^{(e)}(x')$  are proportional to  $\tilde{E}_x(x', 0)$ , thus the result of the gap integration is already known for both cases. The total voltage is the sum of the two results. Before analyzing the electric field distribution we will examine further these gap voltages.

We begin with the TE case by referring to the x-component of the electric field given in (3a). The voltage due to the TE type contribution is

$$\tilde{V}^{(h)} = \frac{-i\omega\mu_0}{\zeta^2} \int_w^a a_y \tilde{H}_z(x', 0) dx' \quad (56)$$

Recalling that  $f^{(h)}(x') = \partial_y \tilde{H}_z(x', 0)$ , making the substitution  $x' = a - g \cos \phi$ , and using (42), we obtain

$$\tilde{V}^{(h)} = \frac{-i\omega\mu_0}{\zeta^2} g \int_0^{\pi/2} f^{(h)}(g \cos \phi) \sin \phi \, d\phi = \frac{-i\omega\mu_0}{\zeta^2} g \frac{\pi}{2} a_0^{(h)} \quad (57)$$

Thus, after evaluating the appropriate residue, we find that the forward and backward voltages are given by

$$V_{\text{TEM}}^{(h)} = \frac{\pi}{4} g \eta_0 a_0^{(h)} \Big|_{\alpha = k_0} \quad (58)$$

where  $\eta_0$  is the characteristic impedance of the free space TEM wave. A similar analysis of the TM contribution presented by (a-25) in Appendix A gives

$$V_{\text{TEM}}^{(e)} = \frac{\pi}{4} g \eta_0 \left( \frac{\omega\epsilon_0}{2\alpha} a_1^{(e)} \right) \Big|_{\alpha = k_0} \quad (59)$$

The gap voltage excited by the TEM mode is thus given by

$$V_{\text{TEM}} = \frac{\pi}{4} g \eta_0 \left( a_0^{(h)} + \frac{\omega\epsilon_0}{2\alpha} a_1^{(e)} \right) \Big|_{\alpha = k_0} \quad (60)$$

where we have suppressed the z-dependence.

The electric field distribution of the TEM mode may be readily found from the previous expressions, (49a), (50a), (54a) and (55a). If we normalize each expression by the appropriate voltage expression we find

$$\left( \frac{b}{V_{\text{TEM}}^{(h)}} \right) E_y^{(j)}(\bar{x}_t) = 2 \left( \frac{b}{a} \right) \sum_{m_0} \frac{\cosh \hat{k}_m (b_j - y)}{\sinh \hat{k}_m b_j} \sin \frac{m\pi}{2} \cos \frac{m\pi x}{2a} J_0 \left( \frac{m\pi g}{2a} \right) \quad (61a)$$

$$\left( \frac{b}{V_{\text{TEM}}^{(e)}} \right) E_y^{(j)}(\bar{x}_t) = \left( \frac{8b}{\pi g} \right) \sum_{m_0} \frac{1}{m} \frac{\cosh \hat{k}_m (b_j - y)}{\sinh \hat{k}_m b_j} \sin \frac{m\pi}{2} \cos \frac{m\pi x}{2a} J_1 \left( \frac{m\pi g}{2a} \right) \quad (61b)$$

$$\left( \frac{b}{V_{\text{TEM}}^{(h)}} \right) E_x^{(j)}(\bar{x}_t) = -2 \left( \frac{b}{a} \right) \sum_{m_0} \frac{\sinh \hat{k}_m (b_j - y)}{\sinh \hat{k}_m b_j} \sin \frac{m\pi}{2} \sin \frac{m\pi x}{2a} J_0 \left( \frac{m\pi y}{2a} \right) \quad (61c)$$

$$\left( \frac{b}{V_{\text{TEM}}^{(e)}} \right) E_x^{(j)}(\bar{x}_t) = - \left( \frac{8b}{\pi g} \right) \sum_{m_0} \frac{1}{m} \frac{\sinh \hat{k}_m (b_j - y)}{\sinh \hat{k}_m b_j} \sin \frac{m\pi}{2} \sin \frac{m\pi x}{2a} J_1 \left( \frac{m\pi g}{2a} \right) \quad (61d)$$

where

$$\hat{k}_m = \left( \frac{m\pi}{2a} \right) \quad (61e)$$

The x- and y-components arising from the TE and TM derivations look quite similar. We may show that, up to the order of our previous approximations, both are equivalent. We make

use of the following Bessel function recurrence relationship

$$2 J_1(z) = z (J_0(z) + J_2(z)) \quad (62)$$

which allows us to write the TM contribution to the y-component of the electric field as follows

$$\left(\frac{b}{V(e)}\right) E_y^{(j)}(\bar{x}_t) = 2\left(\frac{b}{a}\right) \sum_{m_0} \frac{\cosh \hat{K}_m (b_j - y)}{\sinh \hat{K}_m b_j} \sin \frac{m\pi}{2} \cos \frac{m\pi x}{2a} (J_0\left(\frac{m\pi g}{2a}\right) + J_2\left(\frac{m\pi g}{2a}\right)) \quad (63)$$

As we did in justifying a zero<sup>th</sup> order solution, we may compare the two series asymptotically and find

$$\left(\frac{b}{V(e)}\right) E_y^{(j)}(\bar{x}_t) \sim 2\left(\frac{b}{a}\right) S_0 \left\{1 + \frac{S_2}{S_0}\right\} \quad (64)$$

where  $S_{2n}$  has been defined previously in eq (40b). As was shown in Appendix B, the ratio  $S_2/S_0$  is on the order of  $(\pi g/2a)^2$ , and therefore may be neglected. Thus (63) reduces to

$$\left(\frac{b}{V(e)}\right) E_y^{(j)}(\bar{x}_t) = 2\left(\frac{b}{a}\right) \sum_{m_0} \frac{\cosh \hat{K}_m (b_j - y)}{\sinh \hat{K}_m b_j} \sin \frac{m\pi}{2} \cos \frac{m\pi x}{2a} J_0\left(\frac{m\pi g}{2a}\right) \quad (65)$$

which is the same as we found for the TE excitation. An analogous treatment of the x-components shows they also are equivalent up to the order of our approximations. Thus, we find that the electric field distribution of the TEM mode is given by

$$E_y^{(j)}(\bar{x}_t) = (V_{TEM}^{(h)} + V_{TEM}^{(e)}) e_y^{(j)}(\bar{x}_t) \quad (66a)$$

$$E_x^{(j)}(\bar{x}_t) = (V_{TEM}^{(h)} + V_{TEM}^{(p)}) e_x^{(j)}(\bar{x}_t) \quad (66b)$$

where

$$e_x^{(j)}(\bar{x}_t) = -\left(\frac{2}{a}\right) \sum_{m_0} \frac{\sinh \hat{K}_m (b_j - y)}{\sinh \hat{K}_m b_j} \sin \frac{m\pi}{2} \sin \frac{m\pi x}{2a} J_0\left(\frac{m\pi g}{2a}\right) \quad (66c)$$

and

$$e_y^{(j)}(\bar{x}_t) = \left(\frac{2}{a}\right) \sum_{m_0} \frac{\cosh \hat{K}_m (b_j - y)}{\sinh \hat{K}_m b_j} \sin \frac{m\pi}{2} \cos \frac{m\pi x}{2a} J_0\left(\frac{m\pi g}{2a}\right) \quad (66d)$$

We need to know how strongly  $V_{TEM}^{(h)}$  and  $V_{TEM}^{(e)}$  are excited. If we evaluate  $V_{TEM}^{(h)}$  given by (58), and  $V_{TEM}^{(e)}$  given by (59) at  $\alpha = k_0$ , and normalize the result, we find

$$\frac{aV_{TEM}^{(h)}}{Id\epsilon\eta_0} = \frac{\frac{\pi}{8} \sum_{m_0} \frac{\cosh \hat{K}_m (b_1 - y_0)}{\sinh \hat{K}_m b_1} \sin \frac{m\pi}{2} J_0\left(\frac{m\pi g}{2a}\right)}{\left[\epsilon n \left(\frac{8a}{\pi g}\right) + \sum_{m_0} \frac{1}{m} \sum_{j=1}^2 \left(\coth \frac{m\pi b_j}{2a} - 1\right)\right]} \quad (67a)$$

$$\frac{V_{TEM}^{(e)}}{Id \ell \eta_0} = \frac{\frac{\pi}{8} \sum_{m_0} m \frac{\cosh \hat{k}_m (b_1 - y_0)}{\sinh \hat{k}_m b_1} \sin \frac{m\pi}{2} J_1 \left( \frac{m\pi g}{2a} \right)}{\left[ \frac{2a}{\pi g} + \sum_{m_0} \sum_{j=1}^2 \left( \coth \frac{m\pi b_j}{2a} - 1 \right) J_1 \left( \frac{m\pi g}{2a} \right) \right]} \quad (67b)$$

If the septum is not offset too radically, both the series in the demoninators will be much less than the gap dependent term. Thus, in forming the ratio of the voltages they may be neglected. As before in seeking bounds, we look at the asymptotic terms of the numerator series and find

$$\frac{V_{TEM}^{(e)}}{V_{TEM}^{(h)}} \approx -G \ln \left( \frac{G}{4} \right) \frac{T_1}{S_0} \quad (68)$$

where  $G = \pi g/2a$ ,  $T_1$  is defined by (a-19b) in Appendix A, and  $S_0$  is defined by (40b). What we find is

$$\left| \frac{V_{TEM}^{(e)}}{V_{TEM}^{(h)}} \right| = 1/2 G^2 \ln \left( \frac{4}{G} \right) \quad (69)$$

The ratio tends toward zero as  $G \rightarrow 0$ , but more importantly, we see that neglecting  $V_{TEM}^{(e)}$  in comparison to  $V_{TEM}^{(h)}$  is consistent with our previous approximation (small gap). The bound is quite good for reasonably small gaps. Even if  $g/a = .25$ , no longer very small, we find that the bound is still less than 18%.

### 5.3 Characteristic Impedance of the Cell

The characteristic impedance of the cell may now be found using our gap voltage expression. The power in the forward wave is given by

$$P = \frac{V^2}{2Z_0} \quad (70)$$

An alternate expression given by Tippet [1, p. 59] is

$$P = \frac{z_0}{2} \left[ \frac{Id \ell E_0}{2V_0} \right]^2 \quad (71)$$

where  $V_0$  is the gap voltage that excites a field  $E_0$  at the source point. Neglecting  $V_{TEM}^{(e)}$ , we may solve for  $z_0$ , insert (67a) for  $V$ , substitute (61a) at  $\bar{x}_0$  for  $E_0/V_0$ , and we find

$$\frac{z_0}{\eta_0} = \frac{\pi}{8} \left[ \ln \left( \frac{8a}{\pi g} \right) - \sum_{m_0} \frac{1}{m} \sum_{j=1}^2 \left( 1 - \coth \frac{m\pi b_j}{2a} \right) \right]^{-1} \quad (72)$$

For normal geometries the series term will be much smaller than the logarithmic term. Thus, we have a very simple formula which demonstrates that the dominant effect on the characteristic impedance comes from the gap size, and not the vertical offset. Some numerical results on the field distribution and the characteristic impedance for various cell dimensions are presented in the next section.

## 6. NUMERICAL RESULTS

Tippet [1] has done much work in characterizing an RCTL. In order to check the validity of our approximate analysis, we may compare our results with his for some typical geometries. For the special case of a symmetrically located septum, Tippet [1, p. 52] found an expression for the normalized magnitude of the electric field given by

$$\left(\frac{b}{V}\right) E_0 = \left[\frac{m'b}{K(\alpha')}\right] \left[\frac{dn^2(m'z)}{\operatorname{sn}^2(m'w) - \operatorname{sn}^2(m'z)}\right]^{1/2} \quad (73)$$

where  $dn$  and  $sn$  are Jacobian elliptic functions. The  $x$ - and  $y$ -components of the electric field are found from the real and imaginary parts of  $E_0$ , and the remaining notation is defined in his derivation. Two basic differences appear between the above expression and our result (61). First, our expression is in terms of more common functions, and secondly (61) allows for a vertical offset. A FORTRAN program to evaluate (61) was written, and is listed in Appendix D. In Tables 1 and 2 our result is compared to numbers given by Tippet [1, p. 54] for a typical geometry given by  $b_1 = b_2 = b$ ,  $b/a = 1.0$  and  $g/a = 0.17$ . As we see, there is a large area of excellent agreement, which represents a large working area for analyzing equipment. The slow convergence of the series near the septum is treated by adding and subtracting the asymptotic term. In the case of the  $y$ -component of the electric field (61a), we find

$$\frac{\cosh \hat{K}_m(b_j - y)}{\sinh \hat{K}_m b_j} \sim 1 + 2e^{-2mB_j} \quad (74)$$

for  $y=0$ , where  $B_j = \pi b_j/2a$ . By adding and subtracting this term and evaluating the resulting asymptotic series, we can get faster convergence near the septum. However, we still do not get good results at the gap, as evidenced by the results in Table 1.

Our expression for the characteristic impedance of the cell (72) may also be compared to a similar result found by Tippet [1, p. 35] and given by

$$\frac{z_0}{\eta_0} = 1/4 \left\{ \frac{K [1 + A_1 (2 - \beta^2)] - 2A_1 E}{K' (1 - \beta^2 A_1) + 2A_1 E'} \right\}^{-1} \quad (75)$$

where again his expression is in terms of Jacobian elliptic functions of different kinds  $K$  and  $E$ . The modulus and notation are that of his thesis. His solution assumes that

$$e^{-m\pi b_j/a} \sim 0, \quad j = 1 \text{ and } 2 \quad (76)$$

for  $m \gg 1$ , and is therefore not applicable for a septum with a large vertical offset. The expression given in this report (72) is not subject to this restriction, although the series will converge more slowly as the offset grows. A large offset might be useful to increase the size of the test area to accommodate larger pieces of equipment. Again, a program was written to evaluate (72), and is given in Appendix E. In figures 3 and 4 we compare our result to Tippet's for gaps of  $g/a = .1$  and  $g/a = .2$ . As expected, we find good agreement



for a nearly centered septum. However, the curves separate more as the offset grows. It should be noted that if small argument expressions are substituted for the elliptic functions in (75), it reduces to

$$\frac{z_0}{\eta_0} = \frac{\pi}{8} \left[ \epsilon n \left( \frac{8a}{\pi g} \right) - \sum_{j=1}^2 \left( 1 - \coth \frac{\pi b_j}{2a} \right) \right]^{-1} \quad (77)$$

A comparison of the above expression to (72) shows that they are similar, except that only the first term of our correction series appears in Tippet's result. The correction series becomes more important as the offset increases. Tippet also provides an expression for the normalized characteristic impedance when the septum width  $2w$  is small (large gap),

$$\frac{z_0}{\eta_0} = \frac{1}{2\pi} \left[ \epsilon n \left( \frac{8a}{\pi w} \right) + 2A_1 \right], \quad (78a)$$

$$A_1 = \frac{\cosh \frac{\pi(b_1+b_2)}{2a} - \cosh \frac{\pi(b_1-b_2)}{2a}}{\sinh \frac{\pi(b_1+b_2)}{2a}} - 1 \quad (78b)$$

where again the condition (76) is assumed. Together (78) and (72) provide good approximate solutions for a wide range of geometries.

## 7. CONCLUDING REMARKS

This report examines the excitation of a TEM cell with a small gap by a vertical Hertzian dipole. Numerical results on the detailed field distribution inside the cell and the characteristic impedance of the cell have been obtained. The results are applicable to the TEM cells now in use at NBS. The analysis allows a large vertical offset of the center conductor which might be useful to increase the size of the test area to accommodate larger pieces of equipment. The problem of a narrow septum could be solved in an analagous fashion by formulating an integral equation for the current on the septum. It is believed that the results given here will prove useful in solving for the monopole excitation of a TEM cell. Once the method of solution has been established, other similar problems, such as a probe in a shielded strip line, could perhaps be analagously treated.

## 8. REFERENCES

- [1] Tippet, J.C. Modal Characteristics of Rectangular Coaxial Strip Line, Ph.D. Thesis, University of Colorado, Boulder, CO, 1978.
- [2] Crawford, M.L. Experimental evaluation of the radiation characteristics of dipole sources enclosed in a TEM cell, IEEE Conference on Precision Electromagnetic Measurements, Boulder, CO, June 28-July 1, 1976; pp. 57-59.
- [3] Collin, R.E. Field Theory of Guided Waves, McGraw-Hill, New York, NY, 1960.
- [4] Johnk, C.T.A. Engineering Electromagnetic Fields and Waves, Wiley and Sons, New York, NY, 1975.
- [5] Gradshteyn, I.S. and Ryzhik, I.M. Table of Integrals, Series and Products, Academic Press, New York, NY, 1965.
- [6] Jolley, L.B.W. Summation of Series, Dover Publ. Inc., New York, NY, 1961.
- [7] Lewin, L. Theory of Waveguides, Wiley and Sons, New York, NY, 1975.
- [8] Standard Mathematical Tables, S.M. Selby, ed., Chemical Rubber Co., Cleveland, OH, 18th edition, 1970.

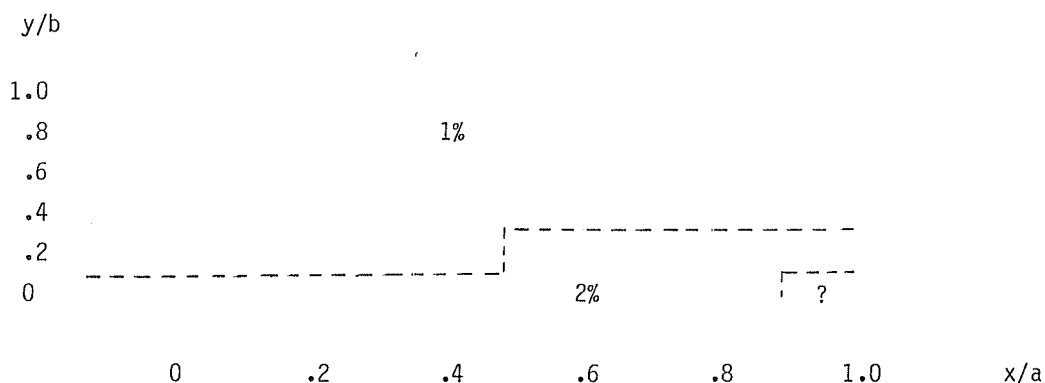
Table 1. Sample Results of Field Distribution Inside an RCTL (x-component)

| y/b | 0    | .2   | .4   | .6   | .8    | 1.0   | x/a |
|-----|------|------|------|------|-------|-------|-----|
| 1.0 | .000 | .000 | .000 | .000 | .000  | .000  |     |
| .8  | .000 | .060 | .129 | .208 | .279  | .308  |     |
| .6  | .000 | .108 | .244 | .422 | .601  | .682  |     |
| .4  | .000 | .126 | .310 | .618 | 1.030 | 1.244 |     |
| .2  | .000 | .090 | .246 | .640 | 1.678 | 2.316 |     |
| 0   | .000 | .000 | .000 | .000 | .000  | .000  |     |

1.a. The normalized x-component of the electric field with  $b_1 = b_2 = b$ ,  $b/a = 1.0$ , and  $g/a = 0.17$  (Wilson).

| y/b | 0    | .2   | .4   | .6   | .8    | 1.0   | x/a |
|-----|------|------|------|------|-------|-------|-----|
| 1.0 | .000 | .000 | .000 | .000 | .000  | .000  |     |
| .8  | .000 | .060 | .129 | .208 | .278  | .307  |     |
| .6  | .000 | .108 | .245 | .422 | .600  | .680  |     |
| .4  | .000 | .127 | .311 | .620 | 1.029 | 1.237 |     |
| .2  | .000 | .090 | .248 | .647 | 1.684 | 2.285 |     |
| 0   | .000 | .000 | .000 | .000 | .000  | 3.603 |     |

1.b. The normalized x-component of the electric field with  $b_1 = b_2 = b$ ,  $b/a = 1.0$ , and  $g/a = 0.17$  (Tippet)



1.c. The percentage difference between the results given in Tables 1.a. and 1.b.

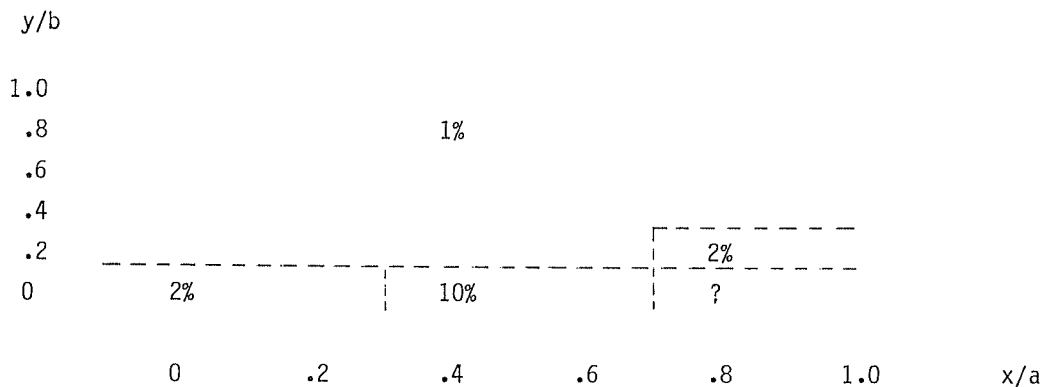
Table 2. Sample Results of Field Distribution Inside an RCTL (y-component)

| y/b | 0     | .2    | .4    | .6    | .8    | 1.0  | x/a |
|-----|-------|-------|-------|-------|-------|------|-----|
| 1.0 | .824  | .794  | .699  | .531  | .289  | .000 |     |
| .8  | .853  | .826  | .737  | .569  | .316  | .000 |     |
| .6  | .935  | .918  | .853  | .701  | .412  | .000 |     |
| .4  | 1.049 | 1.052 | 1.051 | .979  | .657  | .000 |     |
| .2  | 1.153 | 1.185 | 1.296 | 1.499 | 1.364 | .000 |     |
| 0   | 1.180 | 1.223 | 1.382 | 1.808 | 3.292 | .000 |     |

2.a. The normalized y-component of the electric field with  $b_1 = b_2 = b$ ,  $b/a = 1.0$ , and  $g/a = 0.17$  (Wilson).

| y/b | 0     | .2    | .4    | .6    | .8    | 1.0  | x/a |
|-----|-------|-------|-------|-------|-------|------|-----|
| 1.0 | .824  | .793  | .698  | .530  | .289  | .000 |     |
| .8  | .853  | .825  | .736  | .568  | .315  | .000 |     |
| .6  | .935  | .917  | .852  | .699  | .410  | .000 |     |
| .4  | 1.049 | 1.052 | 1.051 | .977  | .652  | .000 |     |
| .2  | 1.153 | 1.186 | 1.298 | 1.499 | 1.343 | .000 |     |
| 0   | 1.196 | 1.245 | 1.431 | 1.986 | 6.640 | .000 |     |

2.b. The normalized y-component of the electric field with  $b_1 = b_2 = b$ ,  $b/a = 1.0$ , and  $g/a = 0.17$  (Tippet)



2.c. The percentage difference between the results given in Tables 2.a. and 2.b.

APPENDIX A

APPROXIMATE TM GAP FIELD DERIVATION

The major steps in the derivation of the approximate gap field expression for the TM (or e-type) case are similar to those taken in the TE case. Thus, most of the intermediate derivations will be omitted. We again begin by introducing an associated Green's function  $\tilde{G}_j^{(e)}(\bar{x}, \bar{x}'_t)$  which satisfies the following wave equation and boundary conditions (gap as well as walls)

$$(\nabla_t^2 + \zeta^2) \tilde{G}_j^{(e)}(\bar{x}_t, \bar{x}'_t) = -\delta(\bar{x} - \bar{x}'_t) \quad (\text{a-1a})$$

$$\tilde{G}_j^{(e)}(\bar{x}_t, \bar{x}'_t) = 0, \quad (\text{a-1b})$$

and is given by

$$\begin{aligned} \tilde{G}_j^{(e)}(\bar{x}_t, \bar{x}'_t) &= \left(\frac{2}{ab_j}\right) \sum_{m,n=1}^{\infty} \frac{1}{(K_{mn}^{(j)})^2 - \zeta^2} \\ &\sin \frac{m\pi}{2a}(x+a) \sin \frac{m\pi}{2a}(x'+a) \sin \frac{n\pi y}{b_j} \sin \frac{n\pi y'}{b_j} \end{aligned} \quad (\text{a-2})$$

We next multiply the wave equations for  $\tilde{E}_z^{(j)}(\bar{x}'_t)$  given in (2b) and  $\tilde{G}_j^{(e)}(\bar{x}_t, \bar{x}'_t)$ , by  $\tilde{G}_j^{(e)}(\bar{x}_t, \bar{x}'_t)$  and  $\tilde{E}_z^{(j)}(\bar{x}'_t)$ , respectively, subtract the two results, and integrate over the respective chamber cross sections  $S'$ . An application of Green's Second Integral identity and the boundary conditions satisfied by  $\tilde{G}_j^{(e)}$  and  $\tilde{E}_z^{(j)}$  will considerably simplify the integral equation. Inserting the current density distribution transform of (10) will yield

$$\begin{aligned} & - \int_{\text{gaps}} \partial_{n'} \tilde{G}_j^{(e)}(\bar{x}_t, \bar{x}'_t) \tilde{E}_z^{(j)}(\bar{x}'_t) dx' \\ &= \tilde{E}_z^{(j)}(\bar{x}_t) - \frac{\alpha}{\omega \epsilon_0} \text{Id} \partial_y \tilde{G}_j^{(e)}(\bar{x}_t, \bar{x}'_t) \Big|_{\bar{x}'_t = \bar{x}_0} \end{aligned} \quad (\text{a-3})$$

We next wish to impose the continuity of the tangential fields across the gap, which requires that  $\tilde{E}_z(\bar{x}_t)$  and  $\partial_y \tilde{E}_z(\bar{x}_t)$  be continuous at the gap. However, a slight difficulty arises. The  $y$ -derivative may not be taken inside the integral because  $\partial_{n'} \tilde{G}_j^{(e)}(\bar{x}_t, \bar{x}'_t)$  involves asymptotic behavior according to

$$\sim \frac{m\pi}{2a} e^{-y} \frac{m\pi}{2a} \quad (\text{a-4})$$

which will diverge as  $y \rightarrow 0$ . This problem may be avoided by first integrating the left-hand side of eq (a-3) by parts. We then find the following result

$$\begin{aligned}
& - \int_{\text{gaps}} \partial_n \tilde{G}^{(e)}(\bar{x}_t, \bar{x}'_t) \partial_{x'} \tilde{E}_Z(\bar{x}) d\bar{x}' \\
& = \frac{\alpha}{\omega \epsilon_0} \text{Id} \partial_y \partial_{y'} \tilde{G}_1^{(e)}(\bar{x}_t, 0, \bar{x}'_t) |_{\bar{x}'_t = \bar{x}_0}
\end{aligned} \tag{a-5}$$

where

$$\tilde{G}^{(e)} = \tilde{G}_1^{(e)}(x, 0, x', 0) + \tilde{G}_2(x, 0, x', 0).$$

Analogous to the TE case, the Hertzian dipole is centrally located, the summations over  $n$  are performed to simplify the Green's functions, and the integral equation (a-5) takes the following form

$$\int_w^a f^{(e)}(x') \tilde{G}^{(e)}(x, x') dx' = -1/2 \text{Id} g^{(e)}(x) \tag{a-6a}$$

where

$$f^{(e)}(x') = \partial_{x'} \tilde{E}_Z^{(j)}(x', 0) \tag{a-6b}$$

$$\tilde{G}^{(e)}(x, x') = -\frac{2}{\pi} \sum_{j=1}^2 \sum_{m_0} \frac{K_m}{m} \cot K_m b_j \cos \frac{m\pi x}{2a} \sin \frac{m\pi x'}{2a} \tag{a-6c}$$

$$g^{(e)}(x) = \frac{\alpha}{\omega \epsilon_0 a} \sum_{m_0} \frac{K_m \cos K_m (b_1 - y_0)}{\sin K_m b_1} \cos \frac{m\pi x}{2a} \tag{a-6d}$$

Next, the singular component of  $\tilde{G}^{(e)}(x, x')$  is extracted and a small gap is assumed. In terms of the gap variables  $t$  and  $t'$  we find after some manipulation

$$-\frac{1}{\pi} \int_{-g}^g f^{(e)}(t') \frac{dt'}{t-t'} = A^{(e)} Q_f^{(e)}(t) + \text{Id} \frac{2\alpha}{\omega \epsilon_0} g^{(e)}(t) \tag{a-7}$$

where

$$f^{(e)}(t') = f^{(e)}(-t') \tag{a-8a}$$

$$A^{(e)} = \int_0^g f^{(e)}(t') dt' \tag{a-8b}$$

$$Q_f^{(e)}(t) = \sum_{m_0} Q_{fm}^{(e)} \sin \frac{m\pi t}{2a} \tag{a-8c}$$

$$Q_{fm}^{(e)} = \frac{2}{\pi} \sum_{j=1}^2 \left[ \frac{K_m}{m} \cot K_m b_j - \frac{\pi}{2a} \right] \tag{a-8d}$$

$$g^{(e)}(t) = \sum_{m_0} g_m^{(e)}(y_0) \sin \frac{m\pi t}{2a} \tag{a-8e}$$

$$g_m^{(e)}(y_0) = -\frac{1}{4a} \frac{K_m \cos K_m (b_1 - y_0)}{\sin K_m b_1} \sin \frac{m\pi}{2} \quad (\text{a-8f})$$

Finally, if we let

$$-h_m^{(e)}(y_0) = A^{(e)} Q_{fm}^{(e)} + \text{Id} \frac{2\alpha}{\omega \epsilon_0} g_m^{(e)}(y_0) \quad (\text{a-9})$$

our integral equation may be written

$$\frac{1}{\pi} \int_{-g}^g f^{(e)}(t') \frac{dt'}{t-t'} = \sum_{m_0} h_m^{(e)}(y_0) \sin \frac{m\pi t}{2a} \quad (\text{a-10})$$

Again a Fourier series approach will be used to solve (a-10). We make the change of variables  $t = g \cos \theta$ , and  $t' = g \cos \phi$ , and (a-10) becomes

$$\frac{1}{\pi} \int_0^\pi f^{(e)}(g \cos \phi) \frac{\sin \phi d\phi}{\cos \theta - \cos \phi} = \sum_{m_0} h_m^{(e)}(y_0) \sin \left( \frac{m\pi g}{2a} \cos \theta \right) \quad (\text{a-11})$$

If we now differentiate (32) with respect to  $\phi$  we find

$$\frac{\sin \phi}{\cos \theta - \cos \phi} = 2 \sum_{n=1}^{\infty} \cos n\theta \sin n\phi \quad (\text{a-12})$$

which gives a Fourier expansion to be used analogously to (32). We next expand  $f^{(e)}(g \cos \phi)$  in a sine series, and  $\sin \left( \frac{m\pi g}{2a} \cos \theta \right)$  in a cosine series

$$f^{(e)}(g \cos \phi) = \sum_{p=1}^{\infty} a_p^{(e)} \sin p\phi \quad (\text{a-13a})$$

$$\sin \left( \frac{m\pi g}{2a} \cos \theta \right) = \sum_{n=1}^{\infty} c_{nm}^{(e)} \cos n\theta \quad (\text{a-13b})$$

then orthogonality gives

$$a_n^{(e)} = \sum_{m_0} c_{mn}^{(e)} h_m^{(e)}(y_0) \quad (\text{a-14})$$

It remains to evaluate  $c_{nm}^{(e)}$  given by

$$c_{nm}^{(e)} = \frac{2}{\pi} \int_0^\pi \sin \left( \frac{m\pi g}{2a} \cos \theta \right) \cos n\theta d\theta \quad (\text{a-15})$$

which is a known integral given in [5, p. 402]

$$c_{nm}^{(e)} = 2 \sin \frac{n\pi}{2} J_n \left( \frac{m\pi g}{2a} \right) \quad (\text{a-16})$$

Thus, we find

$$a_n^{(e)} = 2 \sin \frac{n\pi}{2} \sum_{m_0} h_m^{(e)}(y_0) J_n \left( \frac{m\pi g}{2a} \right) \quad (\text{a-17})$$

Again, as with the TE case, we wish to base our solution on the initial term  $a_1^{(e)}$ , and

neglect the higher coefficients. Referring to  $h_m^{(e)}(y_0)$ , we find

$$h_m^{(e)}(y_0) \sim me^{-mY_0} \sin \frac{m\pi}{2} \quad (\text{a-18})$$

where  $Y_0 = \pi y_0/2a$ . Thus, we need to look at

$$\sin \frac{n\pi}{2} \sum_{m_0} h_m^{(e)}(y_0) J_n(mG) \sim (-1)^n T_{2n+1} \quad (\text{a-19a})$$

$$T_{2n+1} = \sum_{m_0} e^{-mY_0} m \sin \frac{m\pi}{2} J_{2n+1}(mG) \quad (\text{a-19b})$$

where  $G = \pi g/2a$ . We may make use of the following two Bessel function relationships [8, p. 519]

$$J_{n-1}(z) + J_{n+1}(z) = \frac{2n}{z} J_n(z) \quad (\text{a-20a})$$

$$J_{n-1}(z) - J_{n+1}(z) = 2 J_n'(z) \quad (\text{a-20b})$$

to generate the following pair of relationships between  $T_{2n+1}$  and  $S_{2n}$  [which is given in (40b)],

$$T_{2n-1} + T_{2n+1} = \frac{4n}{G} S_{2n} \quad (\text{a-21a})$$

$$T_{2n-1} - T_{2n+1} = 2 S_{2n}' \quad (\text{a-21b})$$

and thus we find

$$T_{2n+1} = \frac{2n}{G} S_{2n} - S_{2n}' \quad (\text{a-22})$$

where derivatives are with respect to  $G$ . Substituting this in the result (b-19) found in Appendix B gives

$$T_{2n+1} \approx \frac{e^{-Y_0}}{(1-p)} (-1)^n \left(\frac{1}{2}k\right)^{2n} (k^2-1) G^{2n+1} \quad (\text{a-23a})$$

$$T_1 \approx \frac{e^{-Y_0}}{(1-p)} (k^2 - \frac{1}{2}) G \quad (\text{a-23b})$$

Therefore, comparing  $a_{2n+1}^{(e)}$  to  $a_1^{(e)}$  we find the following

$$\frac{a_{2n+1}^{(e)}}{a_1^{(e)}} \approx \left(\frac{1}{2}k\right)^{2n} \frac{(k^2-1)}{(k^2-\frac{1}{2})} G^{2n} \quad (\text{a-24})$$



so neglecting higher order terms in the TM solution is consistent with the small gap approximation made in the TE derivation. Thus, our approximate gap field is given by

$$f^{(e)}(g \cos \phi) = a_1^{(e)} \sin \phi \quad (\text{a-25})$$

Next we may solve for the undetermined constant  $A^{(e)}$ . Substituting  $t' = g \cos \phi$  into (a-8b) gives

$$A^{(e)} = g a_1^{(a)} \frac{\pi}{4} \quad (\text{a-26})$$

and thus we find that

$$a_1^{(e)} = \frac{I d \ell}{g} \frac{2\alpha}{\omega \epsilon_0} \sum_{m_0} g_m^{(e)}(y_0) J_1 \left( \frac{m \pi g}{2a} \right) \left[ \frac{1}{g} - \frac{\pi}{2} \sum_{m_0} Q_{fm}^{(e)} J_1 \left( \frac{m \pi g}{2a} \right) \right]^{-1} \quad (\text{a-27})$$

In terms of our gap parameter  $t'$  we find

$$f^{(e)}(t') = \frac{I d \ell}{g^2} \frac{2\alpha}{\omega \epsilon_0} \sqrt{g^2 - t'^2} \sum_{m_0} g_m^{(e)}(y_0) J_1 \left( \frac{m \pi g}{2a} \right) \left[ \frac{1}{g} - \frac{\pi}{2} \sum_{m_0} Q_{fm}^{(e)} J_1 \left( \frac{m \pi g}{2a} \right) \right]^{-1} \quad (\text{a-28})$$

and this expression, which is proportional to  $\tilde{E}_x$ , will be used in analyzing the TEM mode characteristics.

APPENDIX B

EVALUATION OF THE SERIES  $S_{2n}$

We wish to evaluate the series  $S_{2n}$  defined by (40b). If we let  $G = \pi g/2a$ , and  $p = -e^{-2Y_0}$ , our series may be written in the following form

$$S_{2n} = e^{-Y_0} \sum_{m=0}^{\infty} p^m J_{2n}((2m+1)G) \quad (b-1)$$

If we replace the Bessel function by an integral representation given in [8, p. 360],

$$J_{2n}(z) = \frac{1}{\pi} \int_0^{\pi} \cos(z \sin \theta - 2n\theta) d\theta \quad (b-2)$$

$S_{2n}$  takes the following form

$$S_{2n} = \frac{e^{-Y_0}}{\pi} \int_0^{\pi} d\theta \sum_{m=0}^{\infty} p^m \cos[(2m+1)G \sin \theta - 2n\theta] \quad (b-3)$$

We next expand the cosine function which generates two summable series

$$S_{2n} = \frac{e^{-Y_0}}{\pi} \int_0^{\pi} d\theta \cos(z-2n\theta) \sum_{m=0}^{\infty} p^m \cos 2mz - \sin(z-2n\theta) \sum_{m=0}^{\infty} p^m \sin 2mz \quad (b-4)$$

where we have let  $z = G \sin \theta$ . These two series are given in [5, p. 40] and  $S_{2n}$  becomes

$$S_{2n} = \frac{e^{-Y_0}}{\pi} \int_0^{\pi} d\theta \frac{\cos(z-2n\theta) - p \cos(z+2n\theta)}{1 - 2p \cos 2z + p^2} \quad (b-5)$$

Because  $z = G \sin \theta \ll 1$  according to our small gap assumption, we may approximate the numerator and denominator as follows

$$\begin{aligned} \cos(z-2n\theta) - p \cos(z+2n\theta) &= \\ &\approx (1-p) \left(1 - \frac{z^2}{2}\right) \cos 2n\theta + (1+p) z \sin 2n\theta \end{aligned} \quad (b-6)$$

$$1 - 2p \cos 2z + p^2 \approx (1-p)^2 (1 - k^2 z^2) \quad (b-7a)$$

where

$$k^2 = -4p / (1-p)^2 \quad (b-7b)$$

This reduces  $S_{2n}$  to

$$S_{2n} = \frac{e^{-Y_0}}{\pi (1-p)} \left[ I_{2n}^{(1)} + \frac{(1+p)}{(1-p)} I_{2n}^{(2)} \right] \quad (b-8a)$$

$$I_{2n}^{(1)} = \int_0^{\pi} \frac{(1 - 1/2 z^2) \cos 2n\theta \, d\theta}{1 - k^2 z^2} \quad (b-8b)$$

$$I_{2n}^{(2)} = \int_0^{\pi} \frac{z \sin 2n\theta \, d\theta}{1 - k^2 z^2} \quad (b-8c)$$

It remains to evaluate these two integrals.

We begin with  $I_{2n}^{(1)}$  which in terms of  $\theta$  is given by

$$I_{2n}^{(1)} = \int_0^{\pi} \frac{(1 - 1/2 G^2 \sin^2 \theta) \cos 2n\theta \, d\theta}{1 - k^2 G^2 \sin^2 \theta} \quad (b-9)$$

The integral may alternately be written as

$$I_{2n}^{(1)} = 2 \int_0^{\pi/2} \frac{(1 - 1/2 G^2 \sin^2 \theta) \cos 2n\theta \, d\theta}{1 - k^2 G^2 \sin^2 \theta} \quad (b-10)$$

We now expand the numerator in terms of cosines as follows

$$\begin{aligned} & (1 - 1/2 G^2 \sin^2 \theta) \cos 2n\theta \\ &= \frac{1}{8} G^2 \cos 2(n-1)\theta + (1 - 1/4 G^2) \cos 2n\theta + \frac{1}{8} G^2 \cos 2(n+1)\theta \end{aligned} \quad (b-11)$$

Thus our integral may be expressed as follows

$$I_{2n}^{(1)} = \frac{1}{8} G^2 K_{n-1} + (1 - 1/4 G^2) K_n + \frac{1}{8} G^2 K_{n+1} \quad (b-12a)$$

where

$$K_n = 2 \int_0^{\pi} \frac{\cos 2n\theta \, d\theta}{1 - k^2 G^2 \sin^2 \theta} \quad (b-12b)$$

This integral is given in Gradshteyn and Ryzhik [5, p. 368] and we find

$$K_n = \frac{(-1)^n \pi}{\sqrt{1 - k^2 G^2}} \left( \frac{1 - \sqrt{1 - k^2 G^2}}{kG} \right)^{2n} \quad (b-13)$$

Recalling the definition of  $k$  in (b-7b), the small gap assumption gives  $kG \ll 1$ , thus the square root may be approximated by:

$$\sqrt{1 - k^2 G^2} \approx 1 - 1/2 k^2 G^2 \quad (b-14)$$

and  $K_n$  reduces to

$$K_n \approx \frac{(-1)^n \pi (1/2 kG)^{2n}}{(1 - 1/2 k^2 G^2)} \quad (b-15)$$

Thus we find  $I_{2n}^{(1)}$  approximately given by

$$I_0^{(1)} \approx \frac{\pi}{(1 - 1/2 k^2 G^2)} (1 - 1/4 G^2) \quad (b-16a)$$

$$I_{2n}^{(1)} \approx \frac{\pi (-1)^n}{(1 - 1/2 k^2 G^2)} (1/2 kG)^{2n} \left(1 - \frac{1}{2k^2} - 1/4 G^2\right) \quad n > 0 \quad (b-16b)$$

where approximations of the order of (b-14) have been made.

We next need to evaluate  $I_{2n}^{(2)}$  given by

$$I_{2n}^{(2)} = G \int_0^\pi \frac{\sin 2n\theta \sin \theta d\theta}{1 - k^2 G^2 \sin^2 \theta} \quad (b-17)$$

If we split the integration path and let  $\theta' = \pi - \theta$  over  $(\pi/2, \pi)$ , as we did in generating (b-10), we find that the integrand is the negative of (b-17). Thus we find

$$I_{2n}^{(2)} = 0 \quad (b-18)$$

This finally gives us a small gap approximation for  $S_{2n}$

$$S_0 \approx \frac{e^{-Y_0}}{(1-p)} \frac{1}{(1 - 1/2 k^2 G^2)} (1 - 1/4 G^2) \quad (b-19a)$$

$$S_{2n} \approx \frac{e^{-Y_0}}{(1-p)} \frac{(-1)^n}{(1 - 1/2 k^2 G^2)} (1/2 kG)^{2n} \left(1 - \frac{1}{2k^2} - 1/4 G^2\right) \quad n > 1 \quad (b-19b)$$

APPENDIX C

EVALUATION OF THE UNPERTURBED EXCITATION TERMS AS  $\alpha \rightarrow k_0$

The y-component of the electric field from both types of modes is given by

$$\tilde{E}_y(\bar{x}_t) = \frac{-i\omega\mu_0}{\zeta^2} \partial_x \tilde{H}_z(\bar{x}_t) + \frac{i\alpha}{\zeta^2} \partial_y \tilde{E}_z(\bar{x}_t) \quad (c-1)$$

which upon substitution of the unperturbed expressions for  $\tilde{H}_z(\bar{x}_t)$  given in (11) and  $\tilde{E}_z(\bar{x}_t)$  in (a-3) gives

$$\tilde{E}_y^{(j)}(\bar{x}_t) = \frac{i \text{Id} \delta_{1j}}{\zeta^2} \delta_{1j} [\omega\mu_0 \partial_x \partial_x \tilde{G}_j^{(h)}(\bar{x}_t, \bar{x}'_t) + \frac{\alpha^2}{\omega\epsilon_0} \partial_y \partial_y \tilde{G}_j^{(e)}(\bar{x}_t, \bar{x}'_t)]_{\bar{x}'_t = \bar{x}_0} \quad (c-2)$$

We next examine the Green's functions and find

$$\partial_x \partial_x \tilde{G}_j^{(h)}(\bar{x}_t, \bar{x}'_t) = \sum_{m=1, n=0}^{\infty} \left(\frac{m\pi}{2a}\right)^2 \frac{1}{(K_{mn}^{(j)})^2 - \zeta^2} g_{mn}^{(j)}(\bar{x}_t, \bar{x}'_t) \quad (c-3a)$$

$$\partial_y \partial_y \tilde{G}_j^{(e)}(\bar{x}_t, \bar{x}'_t) = \sum_{m, n=1}^{\infty} \left(\frac{n\pi}{b_j}\right)^2 \frac{1}{(K_{mn}^{(j)})^2 - \zeta^2} g_{mn}^{(j)}(\bar{x}_t, \bar{x}'_t) \quad (c-3b)$$

$$g_{mn}^{(j)}(\bar{x}_t, \bar{x}'_t) = \left(\frac{2}{ab_j}\right) \sin \frac{m\pi}{2a} (x+a) \sin \frac{m\pi}{2a} (x'+a) \cos \frac{n\pi y}{b_j} \cos \frac{n\pi y'}{b_j} \quad (c-3c)$$

Thus, we find that  $\tilde{E}_y^{(j)}(\bar{x}_t)$  may be expressed as follows:

$$\tilde{E}_y^{(j)}(\bar{x}_t) = \frac{i \text{Id} \delta_{1j}}{\zeta^2} \sum_{m=1, n=0}^{\infty} \frac{\omega\mu_0}{(K_{mn}^{(j)})^2 - \zeta^2} \left[ \left(\frac{m\pi}{2a}\right)^2 + \frac{\alpha^2}{k_0^2} \left(\frac{n\pi}{b_j}\right)^2 \right] g_{mn}^{(j)}(\bar{x}_t, \bar{x}_0) \quad (c-4)$$

For  $\alpha = k_0$  (or  $\zeta = 0$ ) and with  $K_{mn}^{(j)}$  defined in (6b), our expression for  $\tilde{E}_y^{(j)}(\bar{x}_t)$  as  $\alpha \rightarrow k_0$  may be simplified to

$$\tilde{E}_y^{(j)}(\bar{x}_t)|_{\alpha=k_0} = \lim_{\alpha \rightarrow k_0} \frac{i\omega\mu_0}{\zeta^2} \text{Id} \delta_{1j} \sum_{m=1, n=0}^{\infty} g_{mn}^{(j)}(\bar{x}_t, \bar{x}_0) \quad (c-5)$$

Notice that if we expand the delta function  $\delta(\bar{x}_t - \bar{x}'_t)$  in a double Fourier series over a chamber cross section, we find

$$\sum_{m=1, n=0}^{\infty} g_{mn}^{(j)}(\bar{x}_t, \bar{x}'_t) = \left(\frac{\pi}{2}\right)^2 \delta(\bar{x}_t - \bar{x}'_t) \quad (c-6)$$

Thus we see that the unperturbed terms do not contribute to the y-component of the electric field of the TEM mode.

However, the unperturbed terms will contribute a reactance at the source point. A similar analysis of the x-component of the electric field yields the same result, except that there is no reactive contribution at the source.

APPENDIX D: SUBROUTINE GUIDE FOR COMPUTING THE FIELD DISTRIBUTION

```

1. 000000B      SUBROUTINE GUIDE(A,B,G)
2. 000000B
C      THIS SUBROUTINE CALCULATES THE X- AND Y-COMPONENTS OF THE
C      ELECTRIC FIELD IN A CORNER OF THE GUIDE. THE INPUTS ARE.
C      A THE HALF WIDTH OF THE GUIDE.
C      B THE CHAMBER HEIGHT NORMALIZED BY A.
C      G THE GAP WIDTH NORMALIZED BY A.
C      THE SUBROUTINE RETURNS THE FIELD VALUES AT THE LATTICE
C      POINTS OF A SIX BY SIX GRID.
3. 000000B
4. 000000B      REAL EXX(6,6),EYY(6,6),XX(6),YY(6)
5. 000000B      PRINT 9
6. 000127B      9  FORMAT(1X,*ITERATIONS*,8X,*FINAL STEP VALUES*,11X,*X*,9X,*Y*/)
7. 000127B      DO 11 I=1,6
8. 000130B      DO 10 J=1,6
9. 000132B          X=(J-1.0)/5.0
10. 000134B         Y=(6.0-I)/5.0
11. 000137B         XX(J)=X*A
12. 000141B         YY(I)=Y*A
13. 000142B         CALL NORMFLD(X,Y,G,B,EX,EY)
14. 000150B         EXX(I,J)=EX
15. 000153B         EYY(I,J)=EY
16. 000154B      10  CONTINUE
17. 000157B      11  CONTINUE
18. 000161B      PRINT 12
19. 000165B      12  FORMAT(5(/),1X,*THE X-COMPONENT OF THE ELECTRIC FIELD*/)
20. 000165B      PRINT 13,(XX(JJ),JJ=1,6)
21. 000174B      13  FORMAT(1X,6F10.7,12X,*X/Y*/)
22. 000174B      DO 15 II=1,6
23. 000175B          PRINT 14,(EXX(II,K),K=1,6),YY(II)
24. 000213B      14  FORMAT(1X,6F10.7,5X,F10.7)
25. 000213B      15  CONTINUE
26. 000215B      PRINT 16
27. 000221B      16  FORMAT(5(/),1X,*THE Y-COMPONENT OF THE ELECTRIC FIELD*/)
28. 000221B      PRINT 17,(YY(JJ),JJ=1,6)
29. 000230B      17  FORMAT(1X,6F10.7,12X,*X/Y*/)
30. 000230B      DO 19 II=1,6
31. 000231B          PRINT 18,(EYY(II,K),K=1,6),YY(II)
32. 000247B      18  FORMAT(1X,6F10.7,5X,F10.7)
33. 000247B      19  CONTINUE
34. 000251B      RETURN
35. 000253B      END

1. 000000B      SUBROUTINE NORMFLD(X,Y,G,B,EX,EY)
2. 000000B
C      THIS SUBROUTINE COMPUTES THE ELECTRIC FIELD COMPONENTS AT
C      A SPECIFIED GRID POINT. THE INPUTS ARE.
C      X,Y THE X AND Y COORDS OF THE GRID POINT NORMALIZED BY A.
C      G,B THE GAP, AND CHAMBER HEIGHT NORMALIZED BY A.
C      THE OUTPUTS ARE EX, AND EY, THE X- AND Y-COMPONENTS OF THE
C      ELECTRIC FIELD AT THE SPECIFIED POINT.
3. 000000B
4. 000000B      REAL PI,MPI
5. 000000B      PI=4.0*ATAN(1.0)

```

```

6. 000004B      EX=0.0
7. 000005B      EY=0.0
8. 000006B      DO 10 M=1,30
9. 000010B          MPI=((2.0*M)-1.0)*PI/2.0
10. 000014B          X1=MPI*X
11. 000015B          X2=MPI*G
12. 000016B          X3=-MPI*Y
13. 000020B          X4=-MPI*(2.0*B-Y)
14. 000024B          X5=-MPI*2.0*B
15. 000025B          CALL BJO(X2,BJ)
16. 000031B          ST1=FLOAT(M)
17. 000032B          ST2=(EXP(X3)-EXP(X4))/(1.0-EXP(X5))
18. 000044B          ST3=(EXP(X3)+EXP(X4))/(1.0-EXP(X5))
19. 000057B          IF (Y.GT.0.1) GO TO 5
20. 000062B          ST2=ST2-EXP(X3)
21. 000065B          ST3=ST3-EXP(X3)-2.0*EXP(X5)
22. 000070B      5  ST4=SIN(MPI)*SIN(X1)*BJ*ST2
23. 000102B          ST5=SIN(MPI)*COS(X1)*BJ*ST3
24. 000111B          EX=EX+ST4
25. 000114B          EY=EY+ST5
26. 000115B          IF (ST3.LT.0.0001) GO TO 20
27. 000115B      10 CONTINUE
28. 000122B      20 PRINT 21,ST1,ST2,ST3,X,Y
29. 000133B      21 FORMAT(1X,F10.7,5X,2F10.7,5X,2F10.7)
30. 000133B          IF (Y.GT.0.1) GO TO 30
31. 000135B          IF (X.GT.0.95) GO TO 30
32. 000137B          XPI=PI*X/2.0
33. 000141B          ST6=EXP(-PI*B)
34. 000145B          ST7=2.0*COS(XPI)*ST6*(1.0+ST6*ST6)
35. 000152B          ST8=1.0+2.0*COS(2.0*XPI)*ST6*ST6
36. 000160B          EY=EY+(0.5/COS(XPI))*(ST7/ST8)
37. 000170B      30 EX=2.0*B*EX
38. 000172B          EY=2.0*B*EY
39. 000174B          RETURN
40. 000176B          END

1. 000000B      SUBROUTINE BJO(X,BJ)
2. 000000B      C THIS SUBROUTINE CALCULATES THE BESSEL FUNCTION J0(X) AND
      C RETURNS THE VALUE THROUGH BJ.

3. 000000B          T=X/3.
4. 000000B          Z=3./X
5. 000001B          Y=T*T
6. 000002B          IF (X.GE.3.) GO TO 10
7. 000003B          BJ=1.-Y*(2.2499997-Y*(1.2656208-Y*(.3163866-Y*(.0444479-
8. 000004B          1Y*(.0039444-Y*.0002100))))))
9. 000015B          RETURN
10. 000020B      10 W=SQRT(X)
11. 000023B          AF=.79788456-Z*(.00000077+Z*(.00552740+Z*(.00009512-Z*(.00137237
12. 000034B          1-Z*(.00072805-Z*.00014476))))))
13. 000047B          THETA=X-.78539816-Z*(.04166397+Z*(.00003954-Z*(.00262573
14. 000053B          1-Z*(.00054125+Z*(.00029333-Z*.00013558))))))
15. 000056B          BJ=AF*COS(THETA)/W
      RETURN
      END

```

APPENDIX E: SUBROUTINE FOR COMPUTING THE CHARACTERISTIC IMPEDANCE

```

1. 000000B      SUBROUTINE Z0(B1,B2,G,X)
2. 000000B
C      THIS SUBROUTINE CALCULATES THE CHARACTERISTIC IMPEDANCE OF AN
C      RCTL NORMALIZED BY NO. THE FREE SPACE IMPEDANCE OF THE TEM
C      MODE. THE INPUTS ARE
C      B1,B2 THE DISTANCES FROM THE SEPTUM TO THE UPPER. AND LOWER
C      CHAMBER WALLS NORMALIZED BY A.
C      G THE GAP LENGTH NORMALIZED BY A.
C      THE NORMALIZED CHARACTERISTIC IMPEDANCE IS OUTPUT VIA X.
3. 000000B
4. 000000B      REAL PI,Q0
5. 000000B      PI=4.0*ATAN(1.0)
6. 000004B      ST1=0.0
7. 000005B      DO 20 M=1,20
8. 000010B          X1=-PI*B1*((2.0*M)-1.0)
9. 000015B          X2=-PI*B2*((2.0*M)-1.0)
10. 000021B          R1=2.0*EXP(X1)/(1.0-EXP(X1))
11. 000027B          R2=2.0*EXP(X2)/(1.0-EXP(X2))
12. 000034B          CHECK1=ABS(R1)
13. 000035B          CHECK2=ABS(R2)
14. 000037B          CHECK=AMAX1(CHECK1,CHECK2)
15. 000041B          ST1=ST1+(R1+R2)/(2.0*M-1.0)
16. 000047B          IF (CHECK.LT.0.0001) GO TO 21
17. 000047B      20 CONTINUE
18. 000054B      21 Q0=2.0*ST1
19. 000055B          X3=8.0/G/PI
20. 000060B          X4=2.0*ALOG(X3)
21. 000063B          X=PI/4.0/(X4+Q0)
22. 000066B      PRINT 30
23. 000073B      30 FORMAT(//,4X,*B1*,8X,*B2*,8X,*G*,9X,*ZD*,8X,*Q0*,8X,*FINAL STEP*/)
24. 000073B      PRINT 22,B1,B2,G,X,Q0,CHECK
25. 000104B      22 FORMAT(1X,6F10.7)
26. 000104B      RETURN
27. 000106B      END

```



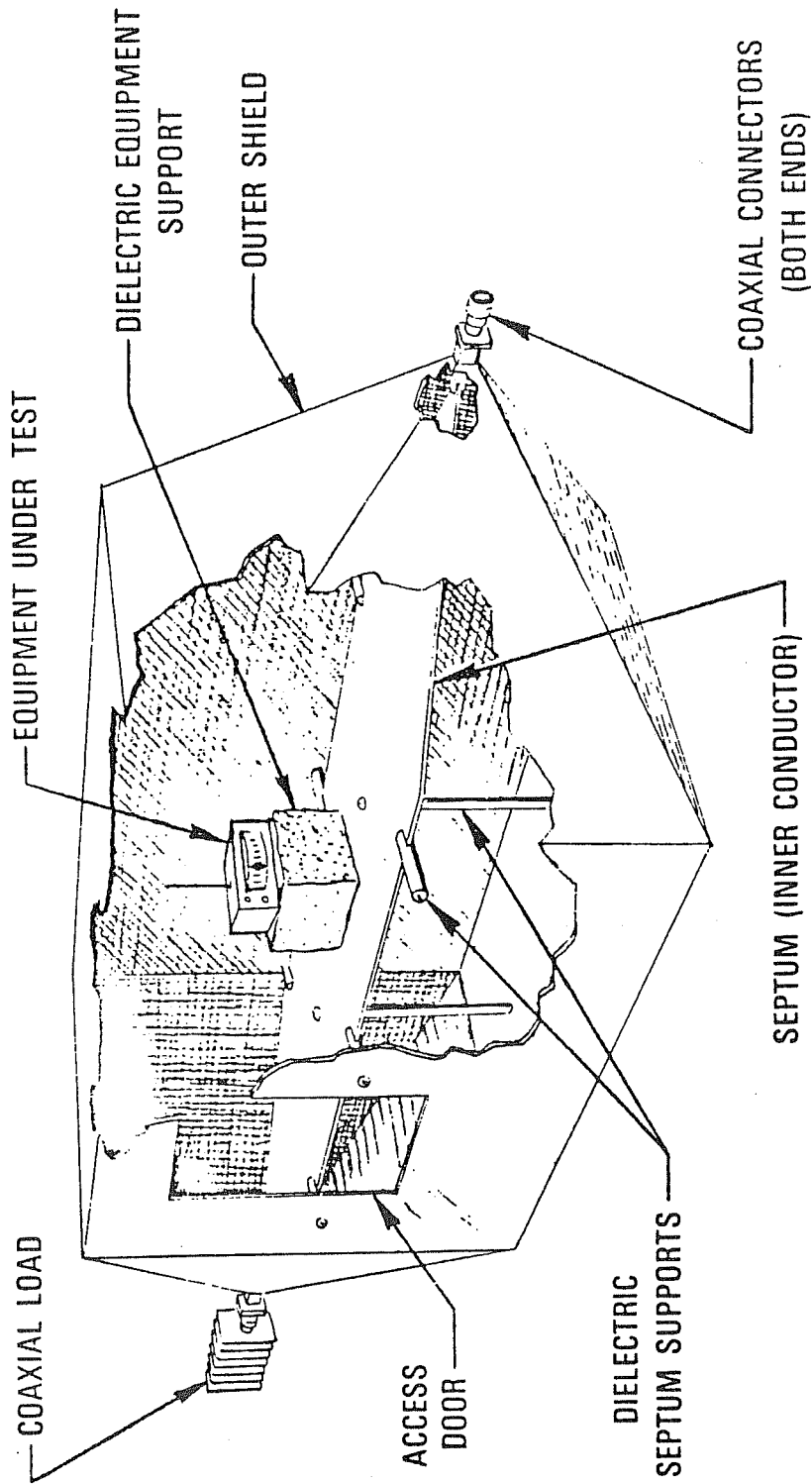


Figure 1. Diagram of an NBS TEM cell.

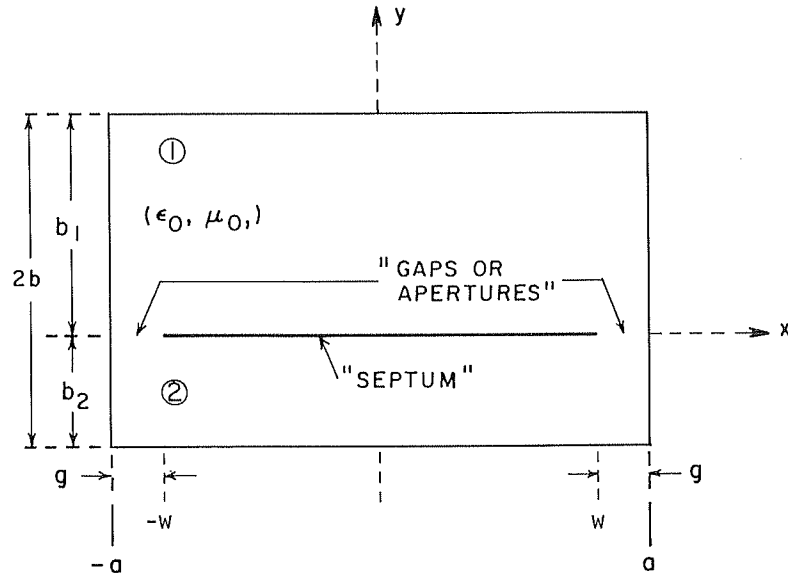


Figure 2. RCTL cross section

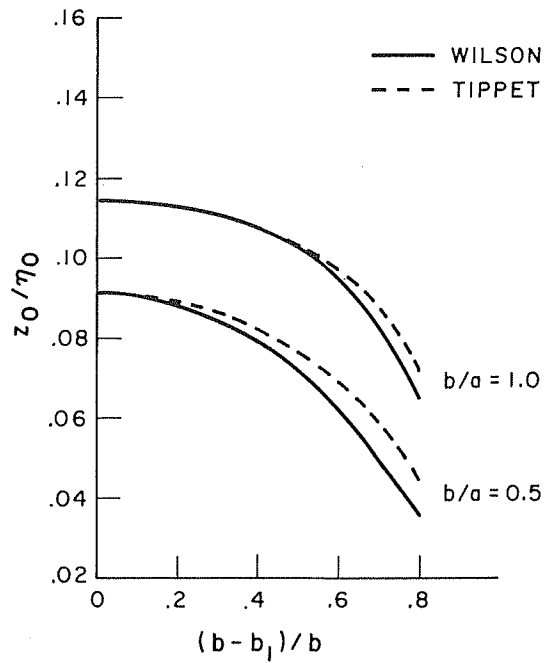


Figure 3. Normalized characteristic impedance  $z_0/\eta_0$  for  $g/a = 0.1$

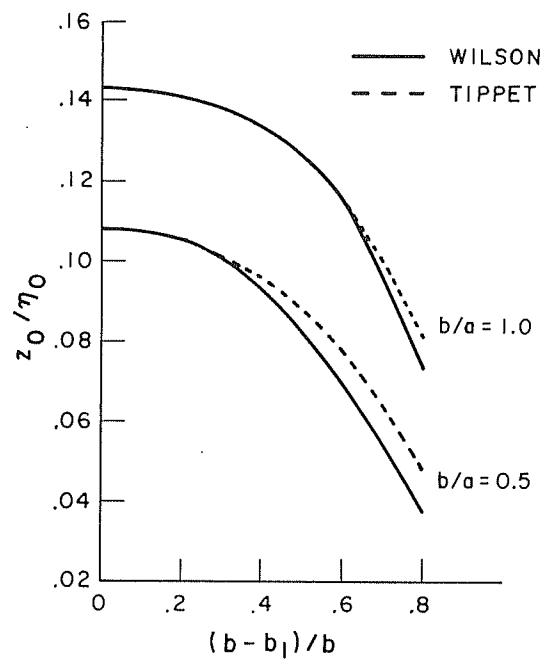


Figure 4. Normalized characteristic impedance  $z_0/\eta_0$  for  $g/a = 0.2$

|   |  |                                     |  |
|---|--|-------------------------------------|--|
| U.S. DEPT. OF COMM.<br>BIBLIOGRAPHIC DATA<br>SHEET  | 1. PUBLICATION OR REPORT NO.<br>NBS TN-1037          | 2. Gov't. Accession No.             | 3. Recipient's Accession No.                       |
| 4. TITLE AND SUBTITLE<br>Excitation of a TEM Cell by a Vertical Electric Hertzian Dipole  |  | 5. Publication Date<br>March 1981   |  |
| 7. AUTHOR(S)<br>Perry F. Wilson, David C. Chang, Mark T. Ma   |  | 6. Performing Organization Code     |  |
| 9. PERFORMING ORGANIZATION NAME AND ADDRESS<br><br>NATIONAL BUREAU OF STANDARDS<br>DEPARTMENT OF COMMERCE<br>WASHINGTON, DC 20234   |  | 8. Performing Organ. Report No.     |  |
| 12. SPONSORING ORGANIZATION NAME AND COMPLETE ADDRESS (Street, City, State, ZIP)  |  | 10. Project/Task/Work Unit No.      |  |
| 15. SUPPLEMENTARY NOTES<br><br><input type="checkbox"/> Document describes a computer program; SF-185, FIPS Software Summary, is attached.  |  | 11. Contract/Grant No.              |  |
| 16. ABSTRACT (A 200-word or less factual summary of most significant information. If document includes a significant bibliography or literature survey, mention it here.)<br><br>The excitation of a transverse electromagnetic (TEM) cell by a vertical electric Hertzian dipole is analyzed where the gap between the septum and side wall is assumed to be small. Approximate expressions for the field distribution and characteristic impedance are derived. These expressions are numerically evaluated for some typical geometries, and good agreement with previously published results is shown. The formation also allows a vertical offset for the septum position, thus offering more flexibility of increasing the size of the test area to accommodate larger pieces of test equipment. |  | 13. Type of Report & Period Covered |  |
| 17. KEY WORDS (six to twelve entries; alphabetical order; capitalize only the first letter of the first key word unless a proper name; separated by semicolons)<br>Characteristic impedance; field distribution; Hertzian dipole; integral equation; rectangular coaxial transmission line; TEM cell.   |  | 14. Sponsoring Agency Code          |  |
| 18. AVAILABILITY<br><br><input checked="" type="checkbox"/> Unlimited<br><br><input type="checkbox"/> For Official Distribution. Do Not Release to NTIS<br><br><input checked="" type="checkbox"/> Order From Sup. of Doc., U.S. Government Printing Office, Washington, DC 20402<br><br><input type="checkbox"/> Order From National Technical Information Service (NTIS), Springfield, VA. 22161  | 19. SECURITY CLASS (THIS REPORT)<br><br>UNCLASSIFIED | 21. NO. OF PRINTED PAGES<br><br>44  | 20. SECURITY CLASS (THIS PAGE)<br><br>UNCLASSIFIED |
|   |  | 22. Price<br><br>\$2.25             |  |

# NBS TECHNICAL PUBLICATIONS

## PERIODICALS

**JOURNAL OF RESEARCH**—The Journal of Research of the National Bureau of Standards reports NBS research and development in those disciplines of the physical and engineering sciences in which the Bureau is active. These include physics, chemistry, engineering, mathematics, and computer sciences. Papers cover a broad range of subjects, with major emphasis on measurement methodology and the basic technology underlying standardization. Also included from time to time are survey articles on topics closely related to the Bureau's technical and scientific programs. As a special service to subscribers each issue contains complete citations to all recent Bureau publications in both NBS and non-NBS media. Issued six times a year. Annual subscription: domestic \$13; foreign \$16.25. Single copy, \$3 domestic; \$3.75 foreign.

NOTE: The Journal was formerly published in two sections: Section A "Physics and Chemistry" and Section B "Mathematical Sciences."

**DIMENSIONS/NBS**—This monthly magazine is published to inform scientists, engineers, business and industry leaders, teachers, students, and consumers of the latest advances in science and technology, with primary emphasis on work at NBS. The magazine highlights and reviews such issues as energy research, fire protection, building technology, metric conversion, pollution abatement, health and safety, and consumer product performance. In addition, it reports the results of Bureau programs in measurement standards and techniques, properties of matter and materials, engineering standards and services, instrumentation, and automatic data processing. Annual subscription: domestic \$11; foreign \$13.75.

## NONPERIODICALS

**Monographs**—Major contributions to the technical literature on various subjects related to the Bureau's scientific and technical activities.

**Handbooks**—Recommended codes of engineering and industrial practice (including safety codes) developed in cooperation with interested industries, professional organizations, and regulatory bodies.

**Special Publications**—Include proceedings of conferences sponsored by NBS, NBS annual reports, and other special publications appropriate to this grouping such as wall charts, pocket cards, and bibliographies.

**Applied Mathematics Series**—Mathematical tables, manuals, and studies of special interest to physicists, engineers, chemists, biologists, mathematicians, computer programmers, and others engaged in scientific and technical work.

**National Standard Reference Data Series**—Provides quantitative data on the physical and chemical properties of materials, compiled from the world's literature and critically evaluated. Developed under a worldwide program coordinated by NBS under the authority of the National Standard Data Act (Public Law 90-396).

NOTE: The principal publication outlet for the foregoing data is the Journal of Physical and Chemical Reference Data (JPCRD) published quarterly for NBS by the American Chemical Society (ACS) and the American Institute of Physics (AIP). Subscriptions, reprints, and supplements available from ACS, 1155 Sixteenth St., NW, Washington, DC 20056.

**Building Science Series**—Disseminates technical information developed at the Bureau on building materials, components, systems, and whole structures. The series presents research results, test methods, and performance criteria related to the structural and environmental functions and the durability and safety characteristics of building elements and systems.

**Technical Notes**—Studies or reports which are complete in themselves but restrictive in their treatment of a subject. Analogous to monographs but not so comprehensive in scope or definitive in treatment of the subject area. Often serve as a vehicle for final reports of work performed at NBS under the sponsorship of other government agencies.

**Voluntary Product Standards**—Developed under procedures published by the Department of Commerce in Part 10, Title 15, of the Code of Federal Regulations. The standards establish nationally recognized requirements for products, and provide all concerned interests with a basis for common understanding of the characteristics of the products. NBS administers this program as a supplement to the activities of the private sector standardizing organizations.

**Consumer Information Series**—Practical information, based on NBS research and experience, covering areas of interest to the consumer. Easily understandable language and illustrations provide useful background knowledge for shopping in today's technological marketplace.

Order the above NBS publications from: Superintendent of Documents, Government Printing Office, Washington, DC 20402.

Order the following NBS publications—FIPS and NBSIR's—from the National Technical Information Services, Springfield, VA 22161.

**Federal Information Processing Standards Publications (FIPS PUB)**—Publications in this series collectively constitute the Federal Information Processing Standards Register. The Register serves as the official source of information in the Federal Government regarding standards issued by NBS pursuant to the Federal Property and Administrative Services Act of 1949 as amended, Public Law 89-306 (79 Stat. 1127), and as implemented by Executive Order 11717 (38 FR 12315, dated May 11, 1973) and Part 6 of Title 15 CFR (Code of Federal Regulations).

**NBS Interagency Reports (NBSIR)**—A special series of interim or final reports on work performed by NBS for outside sponsors (both government and non-government). In general, initial distribution is handled by the sponsor; public distribution is by the National Technical Information Services, Springfield, VA 22161, in paper copy or microfiche form.

U.S. DEPARTMENT OF COMMERCE  
National Bureau of Standards  
Washington, D.C. 20234

OFFICIAL BUSINESS

Penalty for Private Use, \$300

POSTAGE AND FEES PAID  
U.S. DEPARTMENT OF COMMERCE  
COM-215



SPECIAL FOURTH-CLASS RATE  
BOOK

---