

NISTIR 7188

**Specification for the Extensible
Configuration Checklist Description Format
(XCCDF)**

Neal Ziring, Author,
National Security Agency

John Wack, NIST Editor

National Security Agency

NIST
National Institute of Standards and Technology
Technology Administration, U.S. Department of Commerce

NISTIR 7188

Specification for the Extensible Configuration Checklist Description Format (XCCDF)

Neal Ziring, NSA Author
Information Assurance Directorate
National Security Agency
Fort Meade, MD 20755-6704

John Wack, NIST Editor
Computer Security Division
Information Technology Laboratory
National Institute of Standards and Technology
Gaithersburg, MD 20988-8930

January 2005



U.S. DEPARTMENT OF COMMERCE
Donald L. Evans, Secretary
TECHNOLOGY ADMINISTRATION
Phillip J. Bond, Under Secretary of Commerce for Technology
NATIONAL INSTITUTE OF STANDARDS AND TECHNOLOGY
Hratch G. Semerjian, Acting Director

Abstract

This document specifies the data model and XML representation for the Extensible Configuration Checklist Description Format (XCCDF). An XCCDF document is a structured collection of security configuration rules for some set of target systems. The XCCDF specification is designed to support information interchange, document generation, organizational and situational tailoring, automated compliance testing, and compliance scoring. The specification also defines a data model and format for storing results of benchmark compliance testing. The intent of XCCDF is to provide a uniform foundation for expression of security checklists, benchmarks, and other configuration guidance, and thereby foster more widespread application of good security practices.

Purpose and Scope

The Cyber Security Research and Development Act of 2002 tasks the National Institute of Standards and Technology (NIST) to “develop, and revise as necessary, a checklist setting forth settings and option selections that minimize the security risks associated with each computer hardware or software system that is, or is likely to become widely used within the Federal Government.” Such checklists, when combined with well-developed guidance, leveraged with high-quality security expertise, vendor product knowledge, operational experience, and accompanied with tools, can markedly reduce the vulnerability exposure of an organization.

To promote the use, standardization, and sharing of effective security checklists, NIST and NSA have collaborated with representatives of private industry to developed the XCCDF specification. The specification is vendor-neutral, flexible, and suited for a wide variety of checklist applications.

Audience

The primary audience of the XCCDF specification is government and industry security analysts, and industry security management product developers. NIST and NSA welcome feedback from these groups in improving the XCCDF specification.

Table of Contents

1.	Introduction.....	1
1.1.	Background.....	1
1.2.	Vision for Use.....	2
2.	Requirements.....	3
2.1.	Structure and Tailoring Requirements.....	4
2.2.	Inheritance and Inclusion Requirements.....	5
2.3.	Document and Report Formatting Requirements.....	6
2.4.	Rule Checking Requirements.....	6
2.5.	Metadata and Security Requirements.....	7
3.	Data Model.....	8
3.1.	Benchmark Structure.....	9
3.2.	Object Detailed Contents.....	10
3.3.	Processing Models.....	21
4.	XML Representation.....	29
4.1.	XML Document General Considerations.....	29
4.2.	XML Element Dictionary.....	30
4.3.	Text and String Content.....	49
5.	Conclusions.....	51
6.	Appendix A – XCCDF Schema.....	52
7.	Appendix B – Sample Benchmark File.....	71
8.	References.....	76

Acknowledgements

The editor would like to acknowledge the following individuals who contributed to the initial definition of XCCDF and its initial development: David Proulx, Mike Michinikov, Andrew Buttner, Todd Wittbold, Adam Compton, George Jones, Chris Calabrese, John Banghart, Murugiah Souppaya, John Wack, Trent Pitsenbarger, and Robert Stafford. David Waltermire of the Center for Internet Security was instrumental in supporting the development of XCCDF; he contributed many important concepts and constructs, performed a great deal of proofreading on this specification document, and provided critical input based on implementation experience. Ryan Wilson of Georgia Institute of Technology also made substantial contributions.

Trademark Information

Cisco and IOS are registered trademarks of Cisco Systems, Inc. in the USA and other countries. Windows is a registered trademark of Microsoft Corporation in the USA and other countries. Solaris is a registered trademark of Sun Microsystems, Inc. OVAL is a trademark of The MITRE Corporation.

Warnings

SOFTWARE IS PROVIDED "AS IS" AND ANY EXPRESS OR IMPLIED WARRANTIES, INCLUDING, BUT NOT LIMITED TO, THE IMPLIED WARRANTIES OF MERCHANTABILITY AND FITNESS FOR A PARTICULAR PURPOSE ARE EXPRESSLY DISCLAIMED. IN NO EVENT SHALL THE CONTRIBUTORS BE LIABLE FOR ANY DIRECT, INDIRECT, INCIDENTAL, SPECIAL, EXEMPLARY, OR CONSEQUENTIAL DAMAGES (INCLUDING, BUT NOT LIMITED TO, PROCUREMENT OF SUBSTITUTE GOODS OR SERVICES; LOSS OF USE, DATA, OR PROFITS; OR BUSINESS INTERRUPTION) HOWEVER CAUSED AND ON ANY THEORY OF LIABILITY, WHETHER IN CONTRACT, STRICT LIABILITY, OR TORT (INCLUDING NEGLIGENCE OR OTHERWISE) ARISING IN ANY WAY OUT OF THE USE OF THIS SOFTWARE, EVEN IF ADVISED OF THE POSSIBILITY OF SUCH DAMAGE.

1. Introduction

The security of an IT system may be measured in a variety of ways, but one way that has worked well in practice is conformance of the system configuration to a security benchmark. A typical benchmark includes criteria and rules for hardening a system against the most common forms of compromise and exploitation, and for reducing the exposed ‘attack surface’ of a system. Many different companies, government agencies, and community groups create and disseminate security benchmarks. While these various organizations often cooperate on the definition of the rules embodied in these consensus benchmarks, the underlying specification, test, and report formats used for these endeavors have been specialized and unique.

Configuring a system into conformance with a benchmark or other security specification is a highly technical task. To aid system administrators, commercial and community developers have created automated tools that can score a system’s conformance and recommend corrective measures. Many of these tools are data-driven: they accept a benchmark specification in some program-readable form, and use it to perform the checks and tests necessary to measure conformance and generate reports. However, with rare exceptions, none of these tools employ the same data formats, thus requiring duplication of effort and precluding interoperability.

This note describes a data model and processing discipline for supporting secure configuration and assessment. The requirements and goals are explained in detail below, but may be summarized briefly as document generation, expression of policy-aware configuration rules, support for complex and compound rules, support for compliance scoring, and support for customization and tailoring. The model and its XML representation are intended to be platform-independent and portable, to foster broad adoption and sharing of rules. The processing discipline of the format requires, for some uses, a service layer that can collect and store system information and perform simple policy-neutral tests against the system information. These conditions are described in detail below. The XML representation is expressed as an XML Schema in Appendix A.

This document has been prepared for use by Federal agencies. It may be used by nongovernmental organizations on a voluntary basis and is not subject to copyright, though attribution is desired.

1.1. Background

Today, groups promoting good security practices and system owners wishing to adopt them face an overload in the size and complexity of their tasks. As systems get larger, automated tools become a necessity for uniform application of security rules and visibility into system status. These conditions have created a need for mechanisms that:

- permit faster, more cooperative, and more automated definition of security rules, procedures, guidance documents, alerts, advisories, and remediation measures,
- permit fast, uniform, manageable administration of security checks and audits,
- permit composition of security rules and tests from different community groups and vendors,

- permit scoring and reporting of security status, both over distributed systems and over the same systems across their operational lifetimes,
- foster development of interoperable community and commercial tools for creating and employing security benchmarks.

Today, such mechanisms exist only in some isolated niche areas (e.g. MS Windows[™] patch validation) and they support only narrow slices of security benchmark compliance functionality. This note proposes a data model and format specification for an extensible, interoperable benchmark ‘language’.

1.2. Vision for Use

XCCDF is designed to enable easier, more uniform creation of security benchmarks, and allow benchmarks to be used with a variety of commercial and open tools. The motivation for this is improvement of security for IT systems, including the Internet, by better application of known security practices and configuration settings.

The scenarios below illustrate some uses of security benchmarks and tools that XCCDF will foster.

- Scenario 1 –
An academic group produces a benchmark for secure configuration of a particular server operating system version. A government organization issues a set of rules extending the academic benchmark to meet more stringent user authorization criteria imposed by statute. A medical enterprise downloads both the academic benchmark and the government extension, tailors the combination to fit their internal security policy, and applies an enterprise-wide audit using a commercial security audit tool. Reports output by the tool include remediative measures which the medical enterprise IT staff use to bring their systems into full internal policy compliance.
- Scenario 2 –
A federally-funded lab issues a security advisory about a new Internet worm. In addition to a prose description of the worm’s attack vector, they include a set of short benchmarks in a standard format that assess vulnerability to the worm for various operating system platforms. Organizations all over the world pick up the advisory, and use installed tools that support the standard format to check their status and fix vulnerable systems.
- Scenario 3 –
An industry consortium wants to produce a security checklist for a popular commercial server. The core security settings are the same for all OS platforms on which the server runs, but a few settings are OS-specific. The consortium can craft one checklist in a standard format for the core settings, and then write several OS-specific ones that incorporate the core settings by reference. Users download the core checklist and the OS-specific checklists that apply to their installations, and run a checking tool to score their compliance with the checklist.

2. Requirements

The general objective for XCCDF is to allow security analysts and IT experts to create effective and inter-operable benchmarks, and to support use of benchmarks with a wide variety of tools. Figure 1 shows some purposes for which a benchmark might be used.

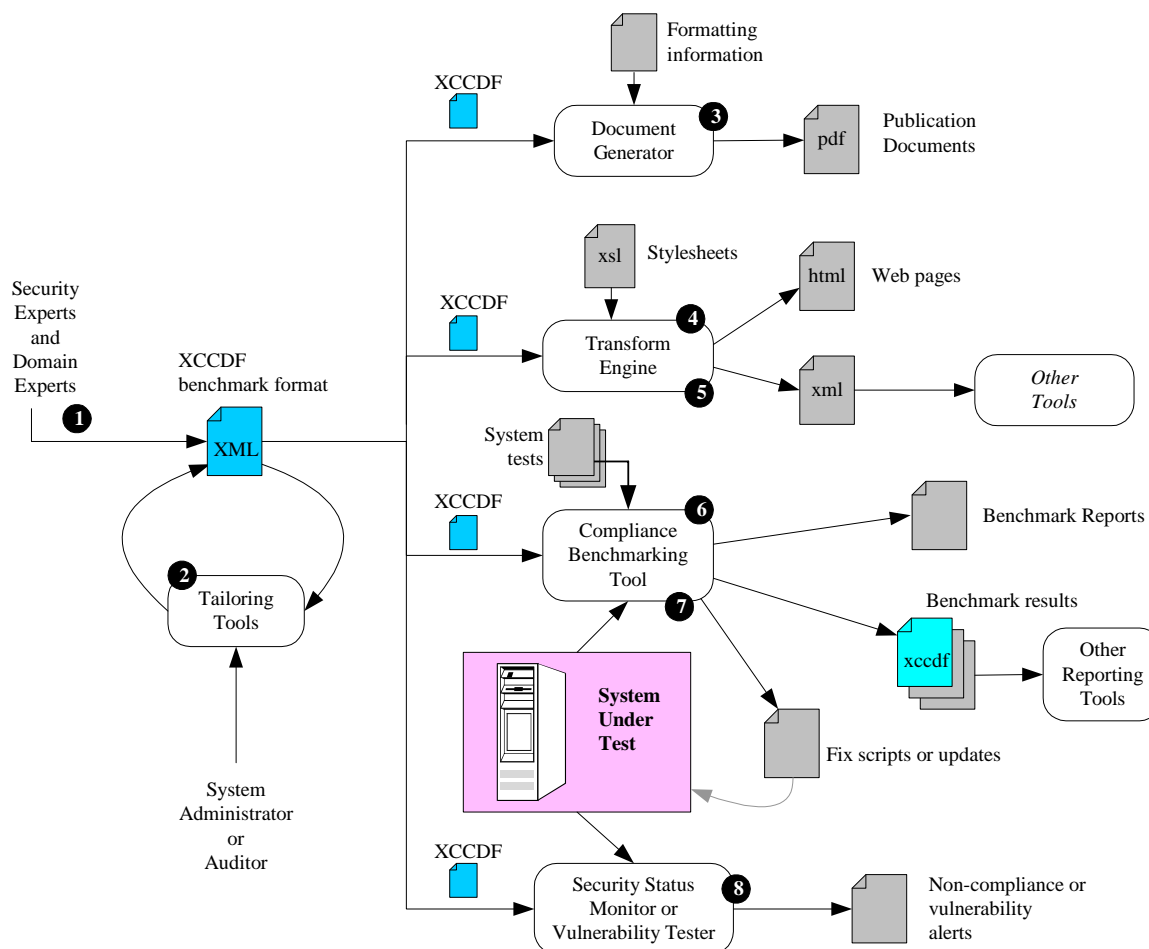


Figure 1 – Use Cases for XCCDF Documents

The list below describes some requirements for each of the uses.

1. Security and domain experts create a benchmark, which is an organized collection of rules about a particular kind of system or platform. To support this use, XCCDF must be an open, standardized format, amenable to generation and editing with a variety of tools. It must be expressive enough to represent complex conditions and relationships about the systems to be benchmarked, and it must also be able to incorporate descriptive material and remediative measures. (XCCDF benchmarks may include specification of the hardware and/or software platforms to which they apply. The specification should be concrete and granular enough for compliance checking tools to detect whether a rule is suited for a target platform.)

2. Auditors and system administrators may employ tailoring tools to customize a benchmark for their local environment or policies. An XCCDF document must include the structure and interrogative text needed to guide the user in tailoring a benchmark, and it must be able to hold or incorporate the user's tailoring responses.
3. In addition to supporting tailoring and security audits, an XCCDF document should be structured to foster generation of hardcopy benchmark guides.
4. The structure of a XCCDF document should support transformation into HTML, for posting the benchmark as a web page.
5. An XCCDF document should be transformable into (other) XML formats, to promote portability and interoperability.
6. The primary use for an XCCDF benchmark is to drive automated security benchmarking tools. Such tools should accept one or more XCCDF documents, and supporting system test definitions, and check whether their rules are satisfied by some particular target system. The XCCDF document should support generation of a compliance report, including a weighted compliance score.
7. In addition to a benchmark report, some benchmarking tools may be capable of generating scripts or procedures for helping to bring a system into compliance. XCCDF must be able to hold or encapsulate the remediation scripts or texts.
8. XCCDF documents might also be used in vulnerability scanners, to test whether a target system is vulnerable to a particular kind of attack. For this purpose, the XCCDF document would play the role of a vulnerability alert, but with the ability to both describe the problem and drive automated verification of its presence.

In addition to these use cases, an XCCDF document should be amenable to embedding inside other documents, and to having data expressed in other formats embedded inside of it. Also, as its name implies, XCCDF must be extensible – it must be possible for new functionality and features to be added to XCCDF-capable tools and data for those new features stored in XCCDF without breaking other tools.

2.1. Structure and Tailoring Requirements

To support tailoring by users, and generation of documents for users, XCCDF must allow authors to impose organization on a benchmark. Benchmark authors will need to arrange rules in order, and collect them into groups.

For benchmark structure, a benchmark author must be able to designate the order in which rules or groups are to be processed. As the simplest case, processing order can be simply the order in which the rules appear in the XCCDF document.

For tailoring, values, rules and groups will need descriptive and interrogative text to help a user make tailoring decisions. Two basic kinds of tailoring will be needed:

- **Selectability** – a tailoring action might select or deselect a rule or group of rules for inclusion or exclusion from the benchmark. For example, at a site where no FTP service is used, an auditor might choose to deselect all rules about secure configuration of the FTP server.

- Substitution – a tailoring action might substitute a locally-significant value for a general value in a rule. For example, at a site where all logs are sent to a designated logging host, the address of that log server might be substituted into a rule about audit configuration.

Once benchmarks can be tailored, the possibility arises that some rules within the same benchmark might conflict or be mutually exclusive. In other words, the author of a benchmark must be able to identify particular tailoring choices as incompatible, so that tailoring tools can take appropriate actions.

In addition to being able to specify rules, XCCDF must support structures that fosters use and re-use of rules. To this end, XCCDF must provide a means for related rules to be grouped together, and for sets of rules and groups which should be applied in concert to be designated, named, and applied easily. Two realizations of this notion are benchmark levels, as provided in benchmarks distributed by the Center for Internet Security, and checklist baselines, as described in the NIST security checklist program [11].

For benchmark processing, there are two basic processing modes: rule checking, and document generation. It must be possible for a benchmark author to designate the modes under which a rule may be processed.

2.2. Inheritance and Inclusion Requirements

To support building up benchmarks from parts, XCCDF must support mechanisms for authors to extend (inherit from) existing rules and rule groups, in addition to expressing rules and groups in their entirety. Also, it must be possible for one benchmark to include all or part of another. There are a couple of benchmarking use cases where inheritance and inclusion will be needed.

- An organization might choose to define a foundational benchmark for a family of platforms (e.g. Unix[™]-like operating systems) and then extend them for specific members of the family (e.g. Solaris[™]) or for specific roles (e.g. mail server).
- An analyst might choose to make an extended version of a benchmark, by adding some new rules and adjusting some others.
- If the sets of rules that constitute a benchmark come from several sources, it will be useful to be able to aggregate them using an inclusion mechanism.
- Within a benchmark, it might be desirable to share some of the descriptive material among several rules. With extension, this can be accomplished by creating a base rule, and then extending it with several different rule checks.
- For updating a benchmark, it will be convenient to be able to incorporate changes or additions using extension.
- To allow broader site-specific or enterprise-specific customization, it should be possible for a user to override or amend any portion of a benchmark rule.

The XCCDF specification does not include any mechanism for inclusion; instead, implementations of XCCDF tools should support the XML Inclusion (XInclude) facility standardized by the W3C [9].

2.3. Document and Report Formatting Requirements

Several of the main use cases for XCCDF benchmarks involve generation of reports or other documents for users to read. Authors will need mechanisms for formatting text, including images, and referencing other information resources. These mechanisms must be separable from the text itself, so that they can be filtered out by applications that do not support them. (XCCDF 1.0 currently satisfies these formatting requirements mainly by allowing inclusion of XHTML markup tags [3].)

For document formatting, a benchmark should be able to include arbitrary document text that does not contribute directly to the benchmarking process: introduction, rationale, warnings, and references are just some of the uses for extra text.

2.4. Rule Checking Requirements

The primary use for XCCDF will be performing security and operational checks on systems. Therefore, XCCDF must have access to very fine-grained and expressive mechanisms for checking the state of a system against rule criteria. The community seems to have reached an informal consensus that the model for this is to treat the state or configuration of a system as a collection of facts, and to treat expression of conditions and criteria as an operation or combination of operations against the collection. The operations used have varied with different existing applications; some rule checking systems use a database query operation model, while others use a pattern-matching model. At the least, any rule checking mechanism used for XCCDF must satisfy the following criteria:

- It must be able to express both positive and negative criteria -
A positive criterion means that if certain conditions are met, then the system satisfies the benchmark, while a negative criterion means if the conditions are met the system fails the benchmark. Experience has shown that both kinds are necessary when crafting security benchmarks.
- It must be able to express boolean combinations of criteria -
It is often impossible to express a high-level security property as a single quantitative or qualitative statement about a system's state. Therefore, the ability to combine statements with 'and' and 'or' is critical.
- It must be able to incorporate tailoring values set by the user -
As described above, substitution is important for benchmark tailoring. Any XCCDF checking mechanism must support substitution of tailored values into its criteria or statements as well as tailoring of the selected set of rules.

It is not clear that a single rule specification scheme can be defined that will satisfy all uses of XCCDF. Therefore, the XCCDF definition must allow for use of different rule checking systems, and a means for identifying the checking system used in a each rule. It is important that the rule checking system be defined separately from XCCDF itself, so that they can evolve separately and be used independently when necessary. This further implies the need to cleanly define the interface between XCCDF and the rule checking system, in terms of information passed from each to the other.

2.5. Metadata and Security Requirements

Security benchmarks are fairly common, and some government and volunteer organizations have disclosed plans to create repositories of benchmarks. To facilitate discovery and retrieval of benchmarks in repositories and on the open Internet, XCCDF must support inclusion of metadata about a benchmark. Some of the metadata that must be supported includes: benchmark title, name of benchmark author(s), organization providing the benchmark, version number, release date, update URL, and a description.

A number of metadata standards already exist, it is preferable that XCCDF simply incorporate one of them rather than defining its own metadata model.

Application of a security benchmark is a very sensitive action in the management of an IT system. Therefore, some users may need to verify the integrity and provenance of a benchmark before using it. Fortunately, mature standards for digital signatures already exist that are suitable for asserting the authorship and protecting the integrity of benchmarks. XCCDF must provide a means to hold such signatures, and a uniform method for applying and validating them.

3. Data Model

The fundamental data model for XCCDF consists of four main object data types:

1. **Benchmark** –
An XCCDF document holds exactly one Benchmark object. A Benchmark holds descriptive text, and acts as a container for items and other objects.
2. **Item** –
An Item is a named constituent of a benchmark; it has properties for descriptive text, and can be referenced by an id. There are several derived classes of Items.
 - **Group** –
This kind of Item can hold other Items. If a Group is unselected, then all of the items it contains are unselected. A Group may be selected or unselected.
 - **Rule** –
This kind of Item holds a rule checking definition, a scoring weight, and may also hold remediation text. A Rule may be selected or unselected.
 - **Value** –
This kind of Item is a named data value that can be substituted into other Item's property values. It can also have an associated data type and operator that expresses how the value should be used and how it can be tailored.
3. **Profile** –
A profile is a collection of attributed references to Rule, Group, and Value objects. It supports the requirement to allow definition of named levels or baselines in a benchmark (see Section 2.1).
4. **TestResult** –
A test result object holds the results of performing a compliance test against a single target device or system.

Figure 2, below, shows the data model relationships as a UML diagram.

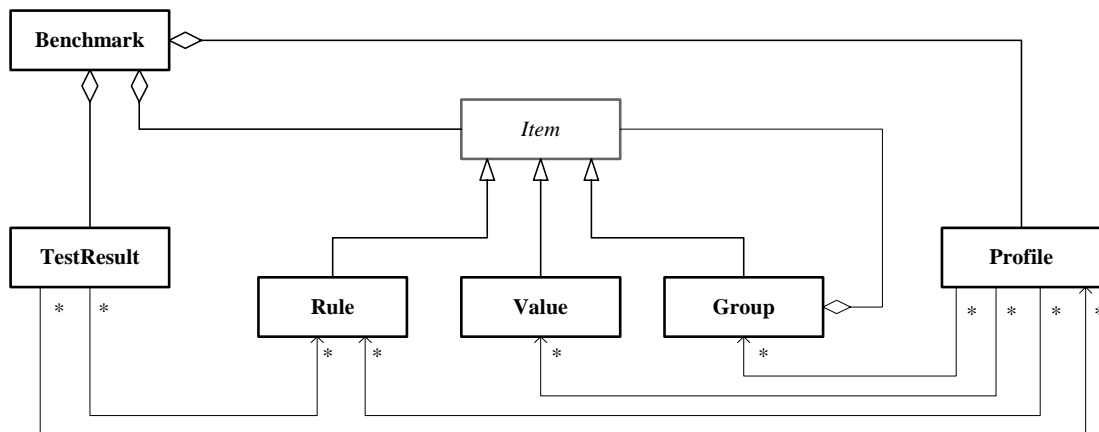


Figure 2 –XCCDF High-Level Data Model

As shown in Figure 2, one Benchmark can hold many Items, but each Item belongs to exactly one Benchmark. Similarly, a Group can hold many Items, but an Item may belong to only one Group. Thus, the Items in a benchmark form a tree, where the root node is the Benchmark, interior nodes are Groups, and the leaves are Values and Rules.

A Profile object references Rule, Value, and Group objects. A TestResult object references Rule objects, and may also reference a Profile object.

The definition of a Value, Rule, or Group can extend another Value, Rule, or Group. The extending item inherits property values from the extended item. This extension mechanism is separate and independent of grouping.

Group and Rule items can be marked by a benchmark author as selected or unselected. A Group or Rule that is not selected does not undergo processing. The author may also stipulate, for a Group, Rule, or Value, whether the end user is permitted to tailor it.

Rule items may have a scoring weight associated with them, which can be used by a benchmark checking tool to compute a target system's overall compliance score. Rule items may also hold remediation information.

Value items include information about current, default, and permissible values for the Value. Each of these properties of a Value can have an associated selector id, which is used when customizing the Value as part of a Profile. For example, a Value might be used to hold a Benchmark's lower limit for password length on some operating system. In a Profile for that operating system to be used in a closed lab, the default value might be 5, but in a Profile for that operating system to be used on the Internet, the default value might be 10.

3.1. Benchmark Structure

Typically, a Benchmark would hold one or more Groups, and each group would hold some Rules, Values, and additional child Groups. Figure 3 illustrates this relationship.

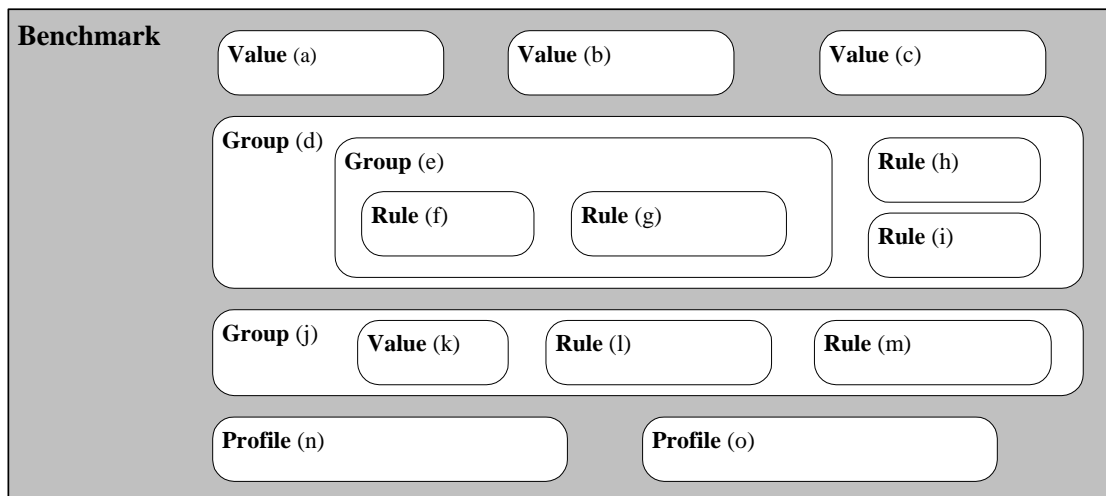


Figure 3 – Typical Structure of a Benchmark

Groups allow a benchmark author to collect related rules and values into a common structure and provide descriptive text and references about them. Further, groups allow

benchmark users to select and deselect related rules together, helping to ensure commonality among users of the same benchmark. Lastly, groups affect benchmark compliance scoring. As explained in Section 3.3, an XCCDF compliance score is calculated for each group, based on the rules and sub-groups in it. The overall XCCDF score for the benchmark is computed only from the scores on the immediate Group and Rule children of the Benchmark object. In the tiny benchmark shown in Figure 3, the benchmark score would be computed from the scores of Group (d) and Group (j). The score for Group (j) would be computed from Rule (l) and Rule (m).

Inheritance

The possible inheritance relations between Item object instances are constrained by the tree structure of the benchmark, but are otherwise independent of it. In other words, all extension relationships must be resolved before the benchmark can be used for compliance testing. An Item may only extend another Item of the same type that is ‘visible’ from its scope. An Item X is visible from another Item Y if and only if it meets one of the following conditions: (1) X and Y are siblings, (2) X is a sibling of some enclosing group of Y, or (3) X is visible to the scope of the direct children of any group extended by any enclosing group of Y.

For example, in the tiny benchmark structure shown in Figure 3, it would be legal for Rule (g) to extend Rule (f), and legal for Rule (f) to extend Rule (h). It would not be legal for Rule (i) to extend Rule (m), because (m) is not visible from the scope of (i). It would not be legal for Rule (l) to extend Group (g), because they are not of the same type.

The ability for a Rule or Benchmark to be extended by another is a convenience for benchmark authors.

3.2. Object Detailed Contents

The tables below show the properties that make up each data type in the XCCDF data model. Note that the properties that comprise a Benchmark or Item are an ordered sequence of property values, and the order in which they appear determines the order in which they are processed.

Properties with a data type of “text” are string data that can include embedded formatting directives and hypertext links. Properties of type “string” may not include formatting.

Benchmark

Property	Type	Count	Description
id	identifier	1	benchmark identifier, mandatory
title	text	0-n	title of the benchmark document
description	text	0-n	text that describes the benchmark
version	string	1	version number of the benchmark
status	string+date	1	status of the benchmark (see below) and date at which it attained that status, mandatory.

Property	Type	Count	Description
notice	string+id	0-n	legal notices or copyright statements about this benchmark; each notice has a string value and a unique identifier.
front-matter	text	0-n	text for the front of the benchmark document
rear-matter	text	0-n	text for the back of the benchmark document
reference	<i>special</i>	0-n	A bibliographic reference for the benchmark document: metadata or a simple string, plus an optional URL.
platform-definitions	<i>special</i>	0-1	A list of component definitions and platform definitions, each with an id.
platform	id	0-n	target platform(s) for this benchmark; this property may appear multiple times. The id refers to a platform definition.
resolved	boolean	0-1	True if benchmark has already undergone the resolution process (see Section 3.3)
values	Value	0-n	Tailoring values that support rules and descriptions in the benchmark
groups	Group	0-n	Groups that comprise the benchmark, each group may contain additional values, groups, and rules.
rules	Rule	0-n	Rules that comprise the benchmark
profiles	Profile	0-n	Profiles that reference and customize sets of items in the Benchmark; optional
test-results	TestResult	0-n	Benchmark test result records (one per test); optional
metadata	<i>special</i>	0-n	Discovery metadata for the benchmark (e.g. compliant with Dublin Core Metadata Initiative XML guidelines)
signature	<i>special</i>	0-1	Digital signatures asserting authorship and allowing verification of the integrity of the benchmark, optional

Conceptually, a Benchmark contains Group, Rule, and Value objects, and it may also contain Profile and TestResult objects. For ease of reading and simplicity of scoping, all Value objects must precede all Groups and Rules, which must precede all Profiles, which must precede all TestResults. These objects may be directly embedded in the Benchmark, or incorporated via W3C standard XML Inclusion [9].

The platform-definitions property is essentially a list of platforms, each with a unique id. Benchmark, Group, Rule, and Profile objects may have platform properties that identify the hardware and/or software products to which they apply. The Benchmark platform-definitions and platform properties are optional. Benchmark authors should use them to identify the systems or products to which their benchmarks apply. For more information about platform specification, consult [12].

The status field consists of a status string and a date. Permissible string values are “accepted”, “draft”, “interim”, “incomplete”, and “deprecated”. Benchmark authors should mark their benchmarks with a status to indicate a level of maturity or consensus.

Benchmark metadata allows authorship, publisher, support, and other information to be embedding a benchmark. Metadata should comply with existing commercial or government metadata specifications, to allow benchmarks to be discovered and indexed. The XCCDF data model allows multiple metadata properties for a Benchmark; each property should provide metadata compliant with a different specification. The primary metadata format, which should appear in all published benchmarks, is the simple Dublin Core Elements specification, as documented in [13].

Note that a digital signature, if any, applies only to the benchmark in which it appears, but after inclusion processing (note: it may be impractical to use inclusion and signatures together). Any digital signature format employed for XCCDF benchmarks must be capable of identifying the signer, storing all information needed to verify the signature (usually, a certificate or certificate chain), and detecting any change to the content of the benchmark. XCCDF tools should support the W3C XML-Signature standard [8]; the XCCDF schema (Appendix A) allows only these kinds of signatures.

Legal notice text is handled specially, as discussed in Section 3.3.

Item (abstract)

Property	Type	Count	Description
id	identifier	1	unique object identifier, mandatory
title	text	0-n	title of the Item (for human readers)
description	text	0-n	text that describes the Item
warning	text	0-n	a cautionary note or caveat about the Item
status	string+date	0-1	status of the item and date at which it attained that status (optional)
question	string	0-n	interrogative text to present to the user during tailoring (optional)
cluster-id	identifier	0-1	an identifier to be used from benchmark profiles to refer to multiple Groups and Rules, optional
hidden	boolean	0-1	whether this Item should be excluded from any generated documents (default: false)
prohibitChanges	boolean	0-1	whether tools should prohibit changes to this item during tailoring (default: false)
abstract	boolean	0-1	if true, then this Item is abstract and exists only to be extended (default: false)
reference	<i>special</i>	0-n	a reference to a document or resource where the user can learn more about the subject of this Item: content is Dublin Core metadata or a simple string, plus an optional URL

There are several Item properties that give the benchmark author control over how items may be tailored and presented in documents. First, the hidden property simply prevents an Item from appearing in generated documents. For example, an author might set the hidden property on incomplete items in a draft benchmark. The prohibitChanges property advises tailoring tools that the benchmark author does not wish to allow end users to change anything about the Item. Lastly, a value of true for the abstract property denotes an item intended only for other items to extend. In many all cases, abstract items should also be hidden.

The cluster-id property is optional, but it provides a means to identify related Value, Group and Rule items throughout the Benchmark. Cluster-id values do not need to be unique: all the Items with the same cluster-id value belong to the same cluster. A selector in a Profile can refer to a cluster, thus making it easier for authors to create and maintain profiles in a complex benchmark.

Group :: Item

Property	Type	Count	Description
requires	identifier	0-n	the id of another Group or Rule in the benchmark that must be selected for this Group to be applied and scored properly
conflicts	identifier	0-n	the id of another Group or Rule in the benchmark that must be unselected for this Group to be applied and scored properly
selected	boolean	1	whether this Group is currently selected for processing, default is true. This property may be overridden by a Profile.
rationale	text	0-n	descriptive text giving rationale or motivations for abiding by this Group
platform	identifier	0-n	A platform to which this Group applies, a reference to a platform-definition (see [12])
cluster-id	identifier	0-1	an identifier to be used from benchmark profiles to refer to multiple Groups and Rules, optional
extends	identifier	0-1	id of a Group on which to base this Group, optional
weight	float	0-1	the relative scoring weight of this Group, for computing a compliance score
values	Value	0-n	Values that belong to this Group, optional
groups	Group	0-n	Sub-groups under this Group, optional
rules	Rule	0-n	Rules that belong to this Group, optional

A Group can be based on (extend) another Group. This means that the extending Group includes all the Items of the extended Group, plus any defined inside the extending Group. Other properties behave differently, depending on their allowed count. For any property that is allowed to appear more than once, the extending Group gets the sequence

of property values from the extended group, plus any of its own values for that property. For any property that is allowed to appear at most once, the extending Group gets its own value for property if one appears, otherwise it gets the extended Group's value of that property. Items that belong to an extended group are treated specially: the id property of any Item copied as part of an extended group must be replaced with a new, uniquely generated id. A Group for which the abstract property is true exists only to be extended by other Groups, it should never appear in a generated document and none of the Rules defined in it should be checked in a compliance test. Abstract Groups are removed during resolution (see Section 3.3).

The platform property of a Group indicates that the Group contains platform-specific items that apply to a some set of (usually related) platforms. First, if a Group does not possess any platform properties, then it applies to the same set of platforms as its enclosing Group or the Benchmark. Second, for tools that perform compliance checking on a platform, any Group whose set of platform property values do not include the platform on which the compliance check is being performed should be treated as if their selected property were set to false. Third, any platform property value that appears on an Group should be a member of the set of platform property values of the enclosing Benchmark. Last, if no platform properties appear anywhere on a Group or its enclosing Group or Benchmark, then the Group applies to all platforms.

The weight property denotes the importance of a Group relative to its sibling in the same Group or its siblings in the Benchmark (for a Rule that is a child of the Benchmark). Scoring is computed independently for each collection of sibling Groups and Rules, then normalized as part of the overall scoring process. For more information about scoring, see Section 3.3.

The requires and conflicts properties provide a means for benchmark authors to express dependency among Rules and Groups. Their exact meaning depends on what sort of processing the benchmark is undergoing, but in general the following approach should be applied: if a Rule or Group is about to be processed, and any of the Rules or Groups identified in a requires property have a selected property value of false or any of the Items identified in a conflicts property have a selected property value of true, then processing for the item should be skipped and its selected property should be set to false.

Rule :: Item

Property	Type	Count	Description
selected	boolean	1	whether this Rule is currently selected to be part of the benchmark; an unselected rule is not get checked and does not contribute to the score computation. Default is true. A Rule may also be selected or unselected by a Profile
extends	id	0-1	id of a Rule on which to base this Rule (the id must match the id property of another Rule object)
platform	identifier	0-n	A platform to which this Rule applies, a reference to a platform-definition (see [12])

Property	Type	Count	Description
requires	identifier	0-n	the id of another Group or Rule in the benchmark that should be selected for this Rule to be applied and scored properly
conflicts	identifier	0-n	the id of another Group or Rule in the benchmark that should be unselected for this Rule to applied and scored properly
check	<i>special</i>	0-n	The definition of, or a reference to, the target system check needed to test compliance with this Rule. A check consists of three parts: the checking system specification on which it is based, a list of Value objects to export, and the content of the check itself. If a Rule has several check properties, each must employ a different checking system.
rationale	text	0-n	descriptive text giving rationale or motivations for complying with this Rule
fixtext	text	0-n	text that describes how to fix the problem of non-compliance with this rule
fix	string+id	0-n	command string, script, or other system modification statement that, if executed on the target system, can bring it into full, or at least better, compliance with this Rule. The id is an optional reference to a benchmark platform-definition.
weight	float	0-1	the relative scoring weight of this Rule, for computing a compliance score

A Rule can be based on (extend) another Rule. This means that the extending Rule inherits all the properties of the extended or base Rule, some of which it might override with new values. For any property that is allowed to appear more than once, the extending Rule gets the sequence of property values from the extended group, plus any of its own values for that property. For any property that is allowed to appear at most once, the extending Rule gets its own value for the property if one appears, otherwise it gets the extended Rule's value of that property. A Rule for which the abstract property is true should not be included in any generated document, nor should it be checked in any compliance test. Abstract rules are removed during resolution (see Section 3.3).

The weight property denotes the importance of a rule relative to its sibling in the same Group or its siblings in the Benchmark (for a Rule that is a child of the Benchmark). For more information about scoring, see Section 3.3.

The platform properties of a Rule indicate the platforms to which the Rule applies. First, if a Rule does not possess any platform properties, then it applies to the same set of platforms as its enclosing Group or Benchmark. Second, for tools that perform compliance checking on a platform, any Rule whose set of platform property values do not include the platform on which the compliance check is being performed should be treated as if their selected property were set to false. Third, any platform property value

that appears on a Rule should be a member of the set of platform property values of the enclosing Benchmark. Last, if no platform properties appear anywhere on a Rule or its enclosing Group or Benchmark, then the Rule applies to all platforms.

The check property consists of the URI that designates the checking system, a set of export declarations, and the check content. The checking system URI tells a compliance checking tool what processing engine it must use to interpret or execute the check. The nominal default or expected checking system is MITRE's OVAL[™] system (designated by <http://oval.mitre.org/>), but the XCCDF data model allows for alternative or additional checking systems. XCCDF also supports conveyance of tailoring values from the XCCDF processing environment down to the checking system, that is the purpose of the export declarations. Each export declaration maps an XCCDF Value object id to an external name or id for use by the checking system. The check content is an expression or document in the language of the checking system; it may appear inside the XCCDF document (an *enveloped* check) or it may appear as a reference (a *detached* check).

The properties `fixtext` and `fix` exist to allow a benchmark author to specify a way to remediate non-compliance with a Rule. The `fixtext` property describes the fix that needs to be made; in some cases this may be all that is possible to do in the benchmark (e.g. if the fix requires manipulation of a GUI, or installation of additional software). The `fix` property provides a direct means of changing the system configuration to accomplish the necessary change (e.g. a sequence of command-line commands, or a set of lines in a system scripting language like shell, or in a system configuration language like Windows INF format). In case different fix scripts are required for different platforms, the `fix` property may reference a platform-definition, from the `platform-definitions` property of the Benchmark.

Value :: Item

Property	Type	Count	Description
value	string	1-n	the current value of this Value
default	string	0-n	default value of this Value object (optional)
choices	<i>list</i>	0-n	a list of legal or suggested values for this Value object, to be used during tailoring and document generation (optional)
type	identifier	0-1	the data type of the value: string, number, or boolean (default: string)
operator	string	0-1	the operator to be used for comparing this Value to some part of the test system's configuration (see list below).
match	regular expr.	0-n	a regular expression, which the value must match to be legal, optional (for more information, see [7])
lower-bound	number	0-n	minimum legal value for this Value (applies only if type is 'number')
upper-bound	number	0-n	maximum legal value for this Value (applies only if type is 'number')

Property	Type	Count	Description
extends	identifier	0-1	id of a Value on which to base this Value (optional)

A Value is content that can be substituted into properties of other items, including the interior of structured check specifications and fix scripts. A tool may choose any convenient form to store a Value's value property, but the data type conveys how the value should be treated during benchmark compliance testing. The data type property may also be used to give additional guidance to the user or to validate the user's input. For example, if a Value object's type property was 'number', then a tool might choose to reject user tailoring input that was not composed of digits.

A Value object may extend another Value object. In such cases, the extending object receives all the properties of the extended object, and may override them where needed. A Value object with the abstract property true should never be included in any generated document, and may not be exported to any compliance checking engine.

When defining a Value object, the benchmark author may specify the operator to be used for checking compliance with the value. For example, one part of an OS benchmark might be checking that the configuration included a minimum password length; the Value object that holds the tailorable minimum could have type 'number' and operator 'greater than'. Exactly how Values are used in rules may depend on the capabilities of the checking system. Tailoring tools and document generation tools may ignore the operator property, therefore benchmark authors should include sufficient information in the description and question properties to make the role of the Value clear. The table below describes the operators permitted for each Value type.

Type	Available Operators	Remarks
number	equals, not equal, less than, greater than, less than or equal, greater than or equal	Default operator: equals
boolean	equals, not equal	Default operator: equals
string	equals, not equal, pattern match (pattern match means regular expression match; should comply with [7])	Default operator: equals

If a Value's prohibitChanges property is set to true, then it means that the Value's value may not be changed by the user. This might be used by benchmark authors in defining values that are integral to compliance, such as a timeout value, or it might be used by enterprise security officers in constraining a benchmark to more tightly reflect organizational or site security policies. (In the latter case, a security officer could use the extension facility to make an untailorable version of a Value object, without rewriting it.) A Value object can have a 'hidden' property; if the hidden property is true, then the Value should not appear in a generated document, but its value may still be used.

A Value object includes several properties that constrain or limit the values that the Value may be given: value, default, match, choices, upper-bound, and lower-bound. Benchmark authors can use these Value properties to assist users in tailoring the Benchmark. These properties may appear more than once in a Value, and may be

marked with a selector tag id. At most one of instance of each may omit its selector tag. For more information about selector tags, see the description of the Profile object below.

The default property holds a default value for the value property; tailoring tools may wish to present the default value to end users as a suggestion.

The match property provides a regular expression pattern that a tool may apply, during tailoring, to validate user input. The match property applies only when the Value type is 'string' or 'number'. For example, if the Value type was 'string', but the value was meant to be a Cisco IOS[™] router interface name, then the Value match property might be set to "[A-Za-z]+ *[0-9]+(/[0-9.]*)*". This would allow a tailoring tool to reject an invalid user input like "f8xq+" but accept a legal one like "Ethernet1/3".

The choices property holds a list of one or more particular values for the Value object; the choices property also bears a boolean flag, mustMatch, which indicates that the enumerated choices are the only legal ones (mustMatch=true) or that they are merely suggestions (mustMatch=false). The choices property should be used when there are a moderate number of known values that are most appropriate. For example, if the Value were the authentication mode for a server, the choices might be "password" and "pki".

The upper-bound and lower-bound properties constrain the choices for Value items with a type property of 'number'. For any other type, they are meaningless. The bounds they indicate are always inclusive. For example, if the lower-bound property for a Value is given as "3", then 3 is a legal value.

Profile

Property	Type	Count	Description
id	identifier	1	unique identifier for this Profile
title	string	1-n	title of the Item, for human readers
description	text	0-n	text that describes the Profile, optional
extends	identifier	0-1	id of a Profile on which to base this Profile, optional
status	string+date	0-1	status of the Profile and date at which it attained that status, optional.
prohibitChanges	boolean	0-1	whether tools should prohibit changes to this Profile (default: false)
platform	id	0-n	a target platform for this Profile; this may appear many times if the Profile applies to several platforms. The platform id is a reference to one listed in the Benchmark platform-definitions property.
reference	string+URL	0-n	a reference to a document or resource where the user can learn more about the subject of this Profile: a string and optional URL

Property	Type	Count	Description
selectors	<i>special</i>	0-n	references to Groups, Rules, and Values (the reference may be the unique id of an Item, or a cluster id)

A Profile object is a named tailoring of a Benchmark. While a Benchmark can be tailored in place, by setting properties of various objects, only Profiles allow one Benchmark document to hold several independent tailorings. Each Profile contains a list of selectors which express a particular customization or tailoring of the Benchmark.

There are three kinds of selectors:

- select** - a Rule/Group selector
 This selector designates a Rule, Group, or cluster of Rules and Groups. It overrides the selected property on the designated items. It provides a means for including or excluding rules from the Profile.
- set-value** – a Value selector
 This selector overrides the value property of a Value object, without changing any of its other properties. It provides a means for directly specifying the value of a variable to be used in compliance checking or other benchmark processing. This selector may also be applied to the Value items in a cluster, in which case it overrides the value properties of all of them.
- refine-value** – a Value selector
 This selector designates the Value constraints to be applied during tailoring, for a Value object or the Value members of a cluster. It provides a means for benchmark authors to impose different constraints on tailoring for different profiles.

A Profile can extend another Profile in the same Benchmark. The set of platform, reference, and selector properties of the extended Profile are prepended to the list of properties of the extending Profile. Inheritance of title, description, and reference properties are handled in the same way as for Item objects.

TestResult

Property	Type	Count	Description
id	identifier	1	identifier for this TestResults object
benchmark	URI	0-1	reference to Benchmark, if this TestResults object is in a file by itself; optional otherwise
title	string	0-n	title of the test, for human readers
remark	string	0-n	remark the test, possibly by the the person administering the test, optional
start-time	timestamp	0-1	Time when test began, optional
end-time	timestamp	1	Time when test was completed and the results recorded, mandatory
test-system	string	0-1	name of the test tool or program, optional

Property	Type	Count	Description
target	string	1	name of the target system whose test results are recorded in this object, mandatory
target-address	string	0-n	network address of the target
profile	identifier	0-1	the identifier of the Benchmark profile used for the test, if any
set-value	string+id	0-n	specific settings for Value objects used during the test, one for each Value
rule-results	<i>special</i>	1-n	Outcomes of individual Rule tests, one per rule instance.
score	float	1	overall weighted score for this benchmark test, mandatory

A TestResult object represents the results of a single application of the Benchmark to a single target platform. The properties of a TestResult object include test time, the identity of the system undergoing the test, and Benchmark information. If the test was conducted using a specific Profile of the Benchmark, then a reference to the Profile may be included. Also, a set-value property can be included, giving the identifier and value for the Value that was used in the test.

The body of a TestResult object is a collection of rule-result records, each giving the result of a single instance of a rule application against the target. A rule-result record contains the properties listed below. For more information about benchmark application and scoring, see page 25.

Property	Type	Count	Description
rule-idref	identifier	1	identifier of a benchmark Rule
time	timestamp	0-1	time when application of this instance of this rule was completed, optional
result	string	1	result of this test: one of “pass”, “fail”, “error”, or “unknown”.
instance	string	0-n	the name of the target system component or components to which this result applies (in the case of multiply instantiated rules), optional
message	string+code	0-1	a diagnostic message from the checking engine, with optional severity (this would normally appear only for results of “fail” or “error” results)
fix	string	0-1	fix script for this platform, if available (this should appear only “fail” results)
check	<i>special</i>	0-1	encapsulated or referenced results to detailed testing output from the checking engine (if any)

The result of a single test may be one of the following:

- **pass** – the target system or system component satisfied all the conditions of the Rule; a pass result contributes to the weighted score and maximum possible score.
- **fail** – the target system or system component did not satisfy all the conditions of the Rule; a fail result contributes to the maximum possible score.
- **error** – the checking engine encountered a system error and could not complete the test, therefore the status of the target’s compliance with the Rule is unknown. (This could happen, for example, if a benchmark testing tool were run with insufficient privileges.)
- **unknown** – the testing tool encountered some problem and the result is unknown. (For example, a result of ‘unknown’ might be given if the benchmark testing tool were unable to interpret the output of the checking engine.)

The instance property specifies the name of a target subsystem or component that passed or failed a Rule. This is important for Rules that apply to components of which a target might have several. For example, a Rule might specify a particular setting that needs to be applied on every interface of a firewall; for benchmark compliance results, a firewall target with three interfaces would have three rule-result elements with the same rule id, each with an independent value for the result property. For more discussion of multiply instantiated rules, see page 27.

The check-results property consists of the URI that designates the checking system, and detailed output data from the checking engine. The detailed output data can take the form of encapsulated XML or text data, or it can be a reference to an external URI. (Note: this is analogous to the form for referring to checking engine input defined for Rule objects.)

XCCDF is not intended to be a database format for detailed results; the TestResult object offers a way to store the results of individual tests in modest detail, with the ability to reference lower-level testing data.

3.3. Processing Models

The XCCDF specification is design to support automated benchmark processing by a variety of tools. There are four basic kinds of processing that a tool might apply to a XCCDF document:

1. Tailoring –
This kind of processing involves loading an XCCDF documents, allowing a user to set the value property of Value items and the selected property of all Items, and then generation of a tailored XCCDF output document.
2. Document Generation –
This kind of processing involves loading an XCCDF document and generating non-XCCDF output, usually in a form suitable for printing or human perusal.
3. Transformation –
This is the most open-ended of the processing types: it involves transforming an XCCDF document into a document in some other representation. Typically, a transformation process will involve some kind of stylesheet or specification that

directs the transformation (e.g. an XSLT stylesheet). This kind of processing can be used in a variety of contexts, including document generation.

4. Compliance Checking –
This is the primary form of processing for XCCDF documents. It involves loading an XCCDF document, checking target systems or data representing them, and generating one or more compliance reports in non-XCCDF format. One of the reports would usually include a compliance score, and another might be a fix script. Some tools might also generate other outputs or store compliance information in some kind of database.
5. Test Report Generation –
This form of processing can be done only to an XCCDF document that includes one or more TestResult objects. It involves loading the document, traversing the list of TestResult objects, and generating non-XCCDF output about selected ones.

Tailoring, document generation, and compliance checking all share a similar processing model consisting of two steps: loading and traversal. The processing sequence required for loading are described in the subsection below. Note that loading must be complete before traversal begins. When loading is complete, a Benchmark is said to be *resolved*.

Loading Processing Sequence

Before any loading begins, a tool should initialize an empty set of legal notices and an empty dictionary of object ids.

Sub-Step	Description
Loading.Import	Import the XCCDF document into the program and build an initial internal representation of the Benchmark object, Groups, Rules, and other objects. If the file cannot be read or parsed, then Loading fails. (At this time, any inclusion processing specified with XInclude elements should be performed. The resulting XML information set, after inclusion, should be validated against the XCCDF schema given in Appendix A.) Go to the next step: Loading.Noticing.
Loading.Noticing	For each notice property of the Benchmark object, add the notice to the tool's set of legal notices. If a notice with an identical id value is already a member of the set, then replace it. If the benchmark's resolved property is set, then Loading succeeds, otherwise go to the next step: Loading.Resolve.Items.
Loading.Resolve.Items	For each Item in the Benchmark that has an extends property, resolve it by using the following steps: (1) if the Item is Group, resolve all the enclosed Items, (2) resolve the extended Item, (3) prepend the property sequence from the extended Item to the extending Item, (4) if the Item is a Group, assign values for the id properties of Items copied from the extended Group, (5) remove duplicate properties, and (6) remove the extends property. If any Item's extends property identifier does not match the identifier of a visible Item of the same type, then Loading fails. If the directed graph formed by the extends properties includes a loop, then Loading fails. Otherwise, go to Loading.Resolve.Abstract.

Sub-Step	Description
Loading.Resolve.Abstract	For each Item in the Benchmark for which the abstract property is true, remove the Item.
Loading.Resolve.Profiles	For each Profile in the Benchmark that has an extends property, resolve the set of properties in the extending Profile by applying the following steps: (1) resolve the extended Profile, (2) prepend the property sequence from the extended Profile to that of the extending Profile, (3) remove duplicate properties. If any Profile's extends property identifier does not match the identifier of another Profile in the Benchmark, then Loading fails. If the directed graph formed by the extends properties of Profiles includes a loop, then Loading fails. Otherwise, set the benchmark resolved property; Loading succeeds.

If the Loading step succeeds for a XCCDF document, then the internal data model should be complete, and every Item should contain all of its own content. A XCCDF file for that has no extends properties is called a resolved document. Only resolved XCCDF documents should be subjected to Transformation processing.

XML Inclusion processing must happen before any validation or processing. Typically, it will be performed by the XML parser.

Every resolved document must satisfy the condition that every id attribute is unique. Therefore, it is very important that the Loading.Resolution step generate a fresh unique id for any Group, Rule, or Value object that gets created through extension of its enclosing Group. One way to do this would be do generate and assign a random unique id during sub-step (4) of Loading.Resolve.Items. Also note that it is necessary to assign an extends property to the newly created Items, based on the id or extends property of the Item that was copied (if the Item being copied has an extends property, then the new Item gets the same value for the extends property, otherwise, the new Item gets the id value of the Item being copied as its extends property).

The second step of processing is Traversal. The concept behind Traversal is basically a pre-order, depth-first walk through all the Items that make up a Benchmark. However, Traversal works slightly differently for each of the three kinds of processing, as described further below.

Benchmark Processing Algorithm

The id of a Profile may be specified as input for Benchmark processing.

Sub-Step	Description
Benchmark.Front	Process the properties of the Benchmark object.
Benchmark.Profile	If a Profile id was specified, then apply the settings in the Profile to the Items of the Benchmark.
Benchmark.Content	For each Item in the Benchmark object's items property, initiate Item.Process.
Benchmark.Back	Perform any additional processing of the Benchmark object properties.

The sub-steps Front and Back will be different for each kind of processing, and each tool may perform specialized handling of Benchmark properties. For document generation, Profiles may be processed separately as part of Benchmark.Back, to generate part of the output document.

Item Processing Algorithm

Sub-Step	Description
Item.Process	Check the contents of the requires and conflicts properties, and if any required Items are unselected or any conflicting Items are selected, then set the selected and allowChanges properties to false.
Item.Select	If any of the following conditions holds, cease processing of this Item. 1. If the processing type is Tailoring, and the optional property and selected property are both false. 2. If the processing type is Document Generation, and the hidden property is true. 3. If the processing type is Compliance Checking, and the selected property is false. 4. If the processing type is Compliance Checking, and the current platform (if known by the tool) is not a member of the set of platforms for this Item.
Group.Front	If the Item is a Group, then process the properties of the Group.
Group.Content	If the Item is a Group, then for each Item in the Group's items property, initiate Item.Process.
Rule.Content	If the Item is a Rule, then process the properties of the Rule.
Value.Content	If the Item is a Value, then process the properties of the Value.

Processing the properties of an Item is the core of Benchmark processing. The list below describes some of the processing in more detail.

- For Tailoring, the key to processing is to query the user and incorporate their response into the data. For a Group or Rule, the user should be given a yes/no choice if the optional property is true. For a Value item, the user should be given a chance to supply a string value, possibly validated using the type property. The output of a tailoring tool will usually be another XCCDF file.
- For Document Generation, the key to processing is to generate an output stream that can be formatted as a readable or printable document. The exact formatting discipline will depend on the tool and the target output format. In general, the selected and optional properties are not germane to Document Generation. The platform properties may be used during Document Generation for generation of platform-specific versions of a document.
- For Compliance Checking, the key to processing is applying the Rule checks to the target system. Tools will vary in how they do this, and in how they generate output reports. It is also possible that some Rule checks will need to be applied to

multiple contexts or features of the target system, generating multiple pass or fail results for a single Rule object.

Note that it is possible (though inadvisable) for a benchmark author to set up circular dependencies or conflicts using the requires and conflicts properties. To prevent ambiguity, tools must process the items of the benchmark in order, and must not change the selected property of any single item more than once during a processing session.

Substitution Processing

XCCDF supports the notion of named parameters, Value objects, that can be set by a user during the tailoring process, and then substituted into content specified elsewhere in the benchmark. As described in the next section, a substitution is always indicated by a reference to a particular Value object.

During Tailoring and Document Generation, a tool should substitute the title property of the Value object for the reference in any text shown to the user or included in the document. At the tool author's discretion, the title may be followed by the Value object's value property, in parentheses, if the value is not empty. Any appearance of the instance element in the content of a fix element should be replaced by a locale-appropriate string to represent a target system instance name.

During Compliance Checking, Value objects designated for export to the checking system are passed to it. In general, the interface between the XCCDF checking tool and the underlying checking system or engine must support passing the following properties of the Value: value, type, and operator.

During creation of TestResult objects on conclusion of Compliance Checking, any fix elements present in applied Rules, and matching the platform to which the compliance test was applied, should be subjected to substitution and the resulting string used as the value of the fix element for the rule-result element. Each sub element should be replaced by the value of the referenced Value object actually used during the test. Each instance element should be replaced by the value of the rule-result instance element.

Rule Application and Compliance Scoring

When a benchmark compliance checking tool performs a compliance run against a system, it accepts as inputs the state of the system and a Benchmark, and produces some outputs, as shown below.

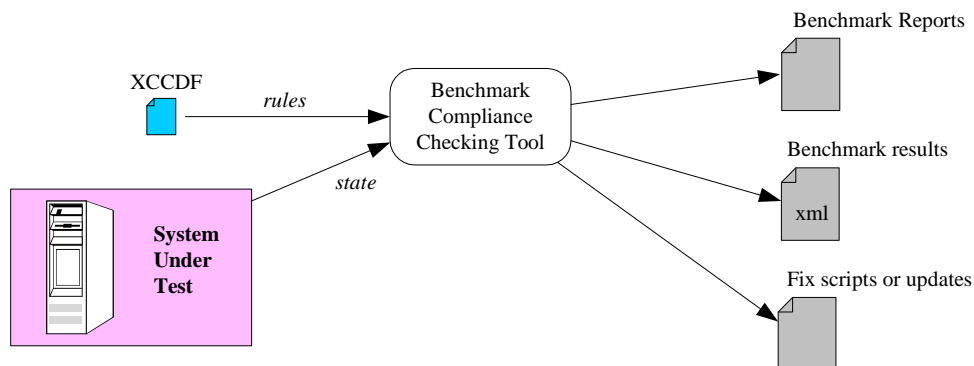


Figure 4 – Workflow for Checking Benchmark Compliance

- Benchmark Report – a human-readable report about compliance, including the compliance score, and a listing of which rules which passed and failed in the system. If a given rule applies to multiple parts or components of the system, then multiple pass/fail entries may appear on this list; multiply-instantiated rules are discussed in more detail below. The report may also include recommended steps for improving compliance. The format of the benchmark report is not specified here; but might be some form of formatted or rich text (e.g. HTML).
- Benchmark results – a machine-readable file about compliance, meant for storage, long-term tracking, or incorporation into other reports (e.g. a site-wide compliance report). This file may be in XCCDF, using the TestResult object, or it may be in some tool-specific XML format.
- Fix scripts – machine-readable files, usually text, the application of which will remediate some or all of the non-compliance issues found by the tool. These scripts may be included in XCCDF TestResult objects.

Scoring and Results Model

The output or *result* of a single benchmark compliance test consists of four parts:

1. Rule result list – a vector V of result elements E , each is a 5-tuple $E=\{r, p, I, t, f\}$, where:
 - r is the Rule id
 - p is the test result, one of {pass, fail, error, unknown}. A test whose result p is ‘error’ or ‘unknown’ is treated as ‘fail’ for the purposes of scoring; tool developers may wish to alert the user to erroneous and unknown test results.
 - I is the instance name, identifying the system component, file, interface, or subsystem to which the Rule was applied. I must be null for tests that are not multiply instantiated (see below).
 - t is the instant of time at which the result of the Rule application was decided.
 - f is the fix script, from the Rule’s fix property, that should bring the target system into compliance (or at least closer to compliance) with the rule. f may be null if the Rule did not possess an applicable fix property, and must be null when p is equal to pass.
2. Score – a real number S , normalized to the range 0 and 100 inclusive, reflecting the degree of compliance.
3. Identification – a vector of strings identify the Benchmark, Profile (if any), and target system to which the benchmark was applied.
4. Timestamps – two timestamp recording the beginning and the end of the interval when the benchmark was applied and the results compiled.

Each element of the pass/fail list V conveys the compliance of the system under test, or one component of it, with one rule of benchmark. Each rule has a weight, title, and other attributes as described above. Each element of V may include an instance name, which gives the name of a system component to which the pass or fail designation applies.

The XCCDF score is based on relative weights of sibling rules, as described in the next sub-section. Compliance checking tools must compute the XCCDF score, and may compute additional scoring values.

Computation of the XCCDF score proceeds independently for each collection of siblings in each Group, and then for the siblings within the Benchmark. This relative-to-siblings weighted scoring model is designed for flexibility and to foster independent authorship of collections of rules. Benchmark authors must keep the model in mind when assigning weights to Groups and Rules. For a very simple Benchmark consisting only of Rules and no Groups, weights may be omitted.

The fix script should be built from the fix properties of the rules in elements of V where p is False. The exact manner in which a compliance tool builds the script is system dependent. In the simplest cases, the tool may simply perform Value substitution on each rule's fix property and concatenate the results.

Score Computation Algorithm

The objects of an XCCDF benchmark form the nodes of a tree. The score computation algorithm simply computes a normalized weighted sum at each node, omitting Rules and Groups that are not selected, and Groups that have no selected Rules under them. The algorithm at each selected node is:

Sub-Step	Description
Score.Rule	If the node is a Rule, then assign a count of 1, and if the test result is 'pass' assign the node a score of 100, otherwise assign a score of 0.
Score.Group.Init	If the node is a Group or the Benchmark, assign a count of 0, a score of 0, and an accumulator of 0.
Score.Group.Recurse	For each selected child of this Group or Benchmark do the following (1) compute the count and weighted score for the child using this algorithm, (2) if the child's count value is not 0, then add the child's weighted score to this node's score, add 1 to this node's count, and add the child's weight value to the accumulator.
Score.Group.Normalize	Normalized this node's score: compute $score \leq score/accumulator$
Score.Weight	Assign this node a weighted score equal to the product of its weight and its score.

The final test score is the normalized score value on the root node of the tree, which is the Benchmark object.

Multiply-Instantiated Rules

A security auditor applying a security benchmark to a system typically wants to know two things: how well does the system comply, and how can non-compliant items be reconciled (either fixed or determined not to be salient)?

Many benchmarks include rules that apply to system components. For example, a host OS benchmark would probably contain rules that apply to all users, and a router benchmark will contain rules that apply to all network interfaces. When the system holds

many of such components, it is not adequate for a tool to inform the administrator or auditor that the rule failed, it should report exactly which components failed the rule.

A processing engine that performs a benchmark compliance test may deliver zero or more pass/fail triples, as described above. In the most common case, each compliance test rule will yield one result element. In a case where the a rule was applied multiple times to multiple components of the system under test, a single rule could yield multiple result elements. If each of multiple relevant components passes the rule, the processing engine may deliver a single result element with an instance value $I=null$. For the purposes of scoring, a rule contributes to the positive score only if all instances of that rule have a test result of 'pass'. (This is sometimes called "strict scoring". If any component of the target system fails a rule, then the entire rule is said to fail.)

4. XML Representation

This section defines a concrete representation of the XCCDF data model in XML, using both core XML syntax and XML Namespaces.

4.1. XML Document General Considerations

The basic document format consists of a root “Benchmark” element, representing a Benchmark object. Its child elements are the contents of the benchmark object, as described in Section 3.2.

All the XCCDF elements in the document will belong to the XCCDF namespace, including the root element. The namespace URI corresponding to this version of the specification is “<http://checklists.nist.gov/xccdf/1.0>”. The namespace of the root Benchmark element serves to identify the XCCDF version for a document. Applications that process XCCDF can use the namespace URI to decide whether they can process a given document. If a namespace prefix is used, the suggested prefix string is “cdf”.

XCCDF attributes are not namespace qualified. All attributes are lowercase, except that the Benchmark may also have an “Id” attribute for compatibility with XML Digital Signatures and other standards.

The example below illustrates the outermost structure of an XCCDF XML document.

Example 1 – Top-Level XCCDF XML

```
<?xml version="1.0" ?>
<cdf:Benchmark id="example1" xml:lang="en"
  xmlns:htm="http://www.w3.org/1999/xhtml"
  xmlns:cdf="http://checklists.nist.gov/xccdf/1.0"
  xmlns:cdfp="http://www.cisecurity.org/xccdf/platform/0.2.3"/>
  <cdf:status date="2004-10-12">draft</cdf:status>
  <cdf:title>Example Benchmark File</cdf:title>
  <cdf:description>
    A <htm:b>Small</htm:b> Example
  </cdf:description>
  <cdf:version>0.2</cdf:version>
  <cdf:reference href="http://www.ietf.org/rfc/">
    Internet RFCs
  </cdf:reference>
</cdf:Benchmark>
```

Validation is strongly suggested but not required for tools that process XCCDF documents. The XML Schema attribute “schemaLocation” may be used to refer to the XCCDF Schema (see Appendix A).

Properties of XCCDF objects marked as type ‘text’ in Section 3.2 may contain embedded formatting, presentation, and hyperlink structure. XHTML Basic tags must be used to express formatting, presentation, and hyperlink structure for XCCDF XML document. In particular, the core modules noted in the XHTML Basic Recommendation are permitted in XCCDF documents, plus the Image module and the Presentation module. How an

XCCDF processing tool handles embedded XHTML content in XCCDF text properties is implementation-dependent, but at the least every tool must be able to process XCCDF files even when embedded XHTML elements are present. Tools that perform document generation processing should attempt to preserve the formatting semantics implied by the Text and List modules, support the link semantics implied by the Hypertext module, and incorporate the images referenced via the Image module.

4.2. XML Element Dictionary

This subsection describes each of the elements and attributes of XCCDF XML. Each description includes the parent elements feasible for that element, as well as the child elements it might normally contain. Most elements are in the XCCDF namespace, which for version 1.0 is “<http://checklists.nist.gov/xccdf/1.0>”. For a more precise definition, consult Appendix A.

Many of the elements listed below are described as containing formatted text (type ‘text’ in Section 3.2). These elements may contain Value substitutions, and formatting expressed as described in Section 4.3.

XML is case-sensitive. The XML syntax for XCCDF follows a common convention for representing object-oriented data models in XML: elements that correspond directly to object classes in the data model have names with initial caps. Mandatory attributes and elements are shown in bold. Child elements are listed in the order in which they must appear. Elements which are not part of the XCCDF namespace are shown in italics.

<Benchmark>

This is the root element of the XCCDF document, it must appear exactly once. It encloses the entire benchmark, and contains both descriptive information and benchmark structural information. The id attribute must be a unique identifier.

Content:	elements
Cardinality:	1
Parent Element:	none
Attributes:	id , resolved, Id (note: “Id” is needed only for digital signature security)
Child Elements:	status, title , description, notice, front-matter, rear-matter, reference, <i>platform-definitions</i> , platform, version, metadata, Profile, Value, Group, Rule, signature

Note that the order of Group and Rule child elements may matter for the appearance of a generated document. Therefore, Group and Rule children may be freely intermingled. All the other children must appear in the order shown, and multiple instances of a child element must be adjacent.

<Group>

A Group element contains descriptive information about a portion of a benchmark, as well as Rules, Values, and other Groups. A Group must have a unique id attribute in order to be referenced from other XCCDF documents or extended by other Groups. The

id attribute must be a unique identifier. The extends attribute, if present, must have a value equal to the id attribute of another Group. The cluster-id attribute is an id, it designates membership in a 'cluster' of Items, which are used for controlling Items via Profiles. The hidden and allowChanges attributes are of boolean type and default to false. The weight attribute is a positive real number.

Content:	elements
Cardinality:	0-n
Parent Elements:	Benchmark, Group
Attributes:	id , cluster-id, extends, hidden, prohibitChanges, selected , weight
Child Elements:	status, title, description, warning, question, reference, rationale, platform, requires, conflicts, Value, Group, Rule

A Group must have an id attribute. All child elements are optional, but every group should have a title. Group and Rule children may be freely intermingled. All the other children must appear in the order shown, and multiple instances of a child element must be adjacent.

The extends attribute allows a benchmark author to define a group as an extension of another group. The example XML fragment below shows an example of an extended and extending Group.

Example 2 – A Simple XCCDF Group

```
<cdf:Group id="basegrp" selected="0" hidden="1">
  <cdf:title>Example Base Group</cdf:title>
  <cdf:reference>Consult the vendor documentation.</cdf:reference>
</cdf:Group>
<cdf:Group extends="basegrp" id="fileperm" selected="1" hidden="0">
  <cdf:title>File Permissions</cdf:title>
  <cdf:description>
    Rules related to file access control and
    user permissions.
  </cdf:description>
  <cdf:question>
    Include checks for file access controls?
  </cdf:question>
  <cdf:reference href="http://www.vendor.com/docs/perms.html">
    Administration manual, permissions settings reference
  </cdf:reference>
  . . .
</cdf:Group>
```

An XCCDF Group may only extend a Group that is within its visible scope. The visible scope includes sibling elements, siblings of ancestor elements, and the visible scope of any Group that an ancestor Group extended.

Note that circular dependencies of extension are not permitted.

<Rule>

A Rule element defines a single item to be checked as part of benchmark, or an extendable base definition for such items. A Rule must have a unique id attribute in order to be referenced from other XCCDF documents or extended by other Rules.

The id attribute must be a unique identifier. The extends attribute, if present, must have a value equal to the id attribute of another Rule. The weight attribute must be a positive real number. The other attributes are all boolean. Rules may not be nested.

Content:	elements
Cardinality:	0-n
Parent Elements:	Benchmark, Group
Attributes:	id, cluster-id, extends, hidden, prohibitChanges, selected, weight
Child Elements:	status, title, description, warning, question, reference, rationale, platform, requires, conflicts, fixtext, fix, check

The check child of a Rule is the vital piece that specifies how to check compliance with a security practice or guideline, see the description of the check element below for more information. Example 3 shows a very simple Rule element.

Example 3 – A Simple XCCDF Rule

```
<cdf:Rule id="pwd-perm" selected="1" weight="6.5">
  <cdf:title>Password File Permission</cdf:title>
  <cdf:description>Check the access control on the password
    file. Normal users should not be able to write to it.
  </cdf:description>
  <cdf:requires idref="passwd-exists"/>
  <cdf:fixtext>
    Set permissions on the passwd file to owner-write, world-read
  </cdf:fixtext>
  <cdf:fix>chmod 644 /etc/passwd</cdf:fix>
  <cdf:check system="http://www.mitre.org/XMLSchema/oval">
    <cdf:check-content-ref href="ovaldefs.xml" name="OVAL123"/>
  </cdf:check>
</cdf:Rule>
```

An XCCDF Rule may only extend a Rule that is within its visible scope. The visible scope includes sibling Rules, Rules that are siblings of ancestor Groups, and the visible scope of any Group that an ancestor Group extended.

Circular dependencies of extension are not permitted.

<Value>

A Value element represents a named parameter whose title or value may be substituted into other strings in the benchmark (depending on the form of processing to which the benchmark is being subjected), or it may represent a basis for the definition of such parameters via extension. A Value object must have a unique id attribute in order to be referenced for substitution or extension or for inclusion into another benchmark.

A Value object may appear as a child of the Benchmark, or as a child of a Group. Value objects may not be nested. The value and default child elements must appear first.

Content:	elements
Cardinality:	0-n
Parent Elements:	Benchmark, Group
Attributes:	id , cluster-id, extends, hidden, prohibitChanges, operator, type,
Child Elements:	status, title, description, warning, question, reference, value , default, match, lower-bound, upper-bound, choices

The type attribute is optional, but if it appears it must be one of ‘number’, ‘string’, or ‘boolean’. A tool performing tailoring processing may use this type name to perform user input validation. Example 4, below, shows a very simple Value element.

Example 4 – Example of a Simple XCCDF Value

```
<cdf:Value id="web-server-port" type="number" operator="equals">
  <cdf:title>Web Server Port</cdf:title>
  <cdf:description>TCP port on which the server listens
</cdf:description>
  <cdf:value>12080</cdf:value>
  <cdf:default>80</cdf:default>
  <cdf:lower-bound>0</cdf:lower-bound>
  <cdf:upper-bound>65535</cdf:upper-bound>
</cdf:Value>
```

(Note that the match element applies only for validation during XCCDF tailoring, while the operator attribute applies only for rule checking. Do not get them confused.)

<Profile>

A Profile element encapsulates a tailoring of the Benchmark. It consists of an id, descriptive text properties, and zero or more selectors that refer to Group, Rule, and Value objects in the Benchmark. There are three selector elements: select, set-value, and refine-value.

Profile elements may only appear as direct children of the Benchmark element. A Profile may be defined as extending another Profile, using the extends attribute.

Content:	elements
Cardinality:	0-n
Parent Elements:	Benchmark
Attributes:	id , extends, prohibitChanges
Child Elements:	status, title , description, reference, platform, select, set-value, refine-value

Profiles are designed to support encapsulation of a set of tailorings. A Profile implicitly includes all the Groups and Rules in the Benchmark, and the select element children of the Profile affect which Groups and Rules are selected for processing when the Profile is in effect. The example below shows a very simple Profile.

Example 5 – Example of a Simple XCCDF Profile

```
<cdf:Profile id="strict" prohibitChanges="1" extends="lenient">
  <cdf:title>Strict Security Settings</cdf:title>
  <cdf:description>
    Strict lockdown rules and values, for hosts deployed to
    high-risk environments.
  </cdf:description>
  <cdf:select idref="password-len-rule" selected="1"/>
  <cdf:select idref="audit-cluster" selected="1"/>
  <cdf:select idref="telnet-disabled-rule" selected="1"/>
  <cdf:select idref="telnet-settings-cluster" selected="0"/>
  <cdf:set-value idref="password-len">10</cdf:set-value>
  <cdf:refine-value idref="session-timeout" selector="quick"/>
</cdf:Value>
```

<TestResult>

The TestResult object encapsulates the result of applying a Benchmark to one target system. The TestResult element normally appears as the child of the Benchmark element, although it may also as the top-level element of a file.

Content:	elements
Cardinality:	0-n
Parent Elements:	Benchmark
Attributes:	id , start-time, end-time
Child Elements:	title, remark, profile, target, target-address, value, rule-result, score

The id attribute is a mandatory unique-id for a test result. The start-time and end-time attributes must have the format of a timestamp; the end-time attribute is mandatory, and gives the time that the application of the benchmark completed.

The example below shows a TestResult object with a couple of rule-result children.

Example 6 – Example of XCCDF Benchmark Test Results

```
<cdf:TestResult id="ios-test-5"
  xmlns:cdf="http://checklists.nist.gov/xccdf/1.0"
  end-time="2004-09-25T13:45:02-04:00">
  <cdf:benchmark href="ios-sample-12.4.xccdf.xml"/>
  <cdf:title>Sample Results Block</cdf:title>
  <cdf:remark>Test run by Bob on Sept 25</cdf:remark>
  <cdf:target>lower.test.net</cdf:target>
  <cdf:target-address>192.168.248.1</cdf:target-address>
  <cdf:target-address>2001:8::1</cdf:target-address>
  <cdf:set-value idref="exec-timeout-time">10</cdf:set-value>
  <cdf:rule-result idref="ios12-no-finger-service"
    time="2004-09-25T13:45:00-04:00">
    <cdf:result>pass</cdf:result>
  </cdf:rule-result>
```

```

<cdf:rule-result idref ="req-exec-timeout"
    time="2004-09-25T13:45:06-04:00">
  <cdf:result>fail</cdf:result>
  <cdf:instance>console</cdf:instance>
  <cdf:fix>line console
    exec-timeout 10 0
  </cdf:fix>
</cdf:rule-result>
<cdf:score>67.5</cdf:score>
</cdf:TestResult>

```

<benchmark>

This simple element may only appear as the child of a TestResult. It indicates the Benchmark for which the TestResult records results. It has one attribute, which gives the URI of the benchmark XCCDF document. It must be an empty element.

Content	<i>none</i>
Cardinality:	0-1
Parent Elements:	TestResult
Attributes:	href
Child Elements:	<i>none</i>

The benchmark element should be used only in a standalone TestResult file (an XCCDF document file whose root element is TestResult).

<check>

This element holds a specification for how to check compliance with a Rule. It may only appear as a child of a Rule element. The child elements of this element specify the Values to pass to a checking engine, and the logic for the checking engine to apply. The logic may be embedded directly as inline text or XML data, or may be a reference to an element of an external file indicated by a URI. If the compliance checking system uses XML namespaces, then the system attribute for the system should be its namespace. The default or nominal content for a check element is a compliance test expressed as an OVAL definition or a reference to an OVAL definition, with the system attribute set to the OVAL namespace. The check element is also used as part of a TestResult rule-result element, in that case it holds or refers to detailed output from the checking engine.

Content:	mixed
Cardinality:	0-n
Parent Elements:	Rule, rule-result
Attributes:	system
Child Elements:	check-export, check-content, check-content-ref

Several check elements may appear as children of the same Rule element. Sibling check elements must have different values for their system attribute. A tool processing the

benchmark for compliance checking must pick at most one check element to process for each Rule.

The check element may contain zero or more check-export elements, and must contain either one check-content or one check-content-ref element. When a check element is a child of a TestResult object, check-export elements should not appear, and any present must be ignored.

<check-export>

This element specifies a mapping from an XCCDF Value object to a checking system variable. The value-id attribute must match the id attribute of some Value object in the document.

Content:	none
Cardinality:	0-n
Parent Elements:	check
Attributes:	value-id, export-name
Child Elements:	<i>none</i>

<check-content>

This element holds the actual code of a benchmark compliance check, in the language or system specified by the check element's system attribute. Exactly one of check-content or check-content-ref must appear in each check element. The body of this element can be any XML, but cannot contain any XCCDF elements. XCCDF tools are not required to process this element; typically it will be passed to a checking system or engine.

Content:	<i>any non-XCCDF</i>
Cardinality:	0-1
Parent Elements:	check
Attributes:	<i>none</i>
Child Elements:	<i>special</i>

<check-content-ref>

This element points to a benchmark compliance check, in the language or system specified by the check element's system attribute. Exactly one of check-content or check-content-ref must appear in each check element. The href attribute identifies the document, and the optional name attribute may be used to refer to a particular part, element, or component of the document.

Content:	<i>none</i>
Cardinality:	0-1
Parent Elements:	check
Attributes:	href, name
Child Elements:	<i>none</i>

<choices>

The choices element may be a child of a Value, and it enumerates one or more legal values for the Value. If the boolean `mustMatch` attribute is true, then the list represents all the legal values; if `mustMatch` is absent or false, then the list represents suggested values but other values might also be legal (subject to the parent Value's upper-bound, lower-bound, or match attributes). The choices element may have a selector attribute that is used for tailoring via a Profile. The list given by this element is intended for use during tailoring and document generation, it has no role in benchmark compliance checking.

Content:	elements
Cardinality:	0-1
Parent Elements:	Value
Attributes:	<code>mustMatch</code> , <code>selector</code>
Child Elements:	choice

<choice>

This string element is used to hold a possible legal value for a Value object. It must appear as the child of a choices element, and has no attributes or child elements.

Content:	string
Cardinality:	1-n
Parent Elements:	choices
Attributes:	<i>none</i>
Child Elements:	<i>none</i>

<conflicts>

The conflicts element may be a child of any Group or Rule, and it specifies the `id` property of another Group, Rule, or Value whose selection conflicts with this one. Each conflicts specifies a single conflicting Item using its `idref` attribute; if the semantics of the benchmark need multiple conflicts, then multiple conflicts elements may appear. A conflicts element must be empty.

Content:	<i>none</i>
Cardinality:	0-n
Parent Elements:	Group, Rule
Attributes:	idref
Child Elements:	<i>none</i>

<default>

This string element is used to hold the default or reset value of a Value object. It must appear as the child of a Value element, and has no child elements. This element may have a selector attribute, which may be used to designate different defaults for different benchmark Profiles.

Content:	string
Cardinality:	0-n
Parent Elements:	Value
Attributes:	selector
Child Elements:	<i>none</i>

<description>

This element provides the descriptive text for a Benchmark, Rule, Group, or Value. It has no attributes. Multiple description elements may appear with different values for their xml:lang attribute (see also next section).

Content:	mixed
Cardinality:	0-n
Parent Elements:	Benchmark, Group, Rule, Value, Profile
Attributes:	xml:lang
Child Elements:	sub, <i>xhtml elements</i>

<fix>

This element may appear as the child of a Rule element, or a rule-result element. When it appears as a child of a Rule element, contains it string data for a command, script, or procedure that should bring the target into compliance with the Rule. It may not contain XHTML formatting. The fix element may contain XCCDF Value substitutions specified with the sub element, or instance name substitution specified with an instance element.

Content	mixed
Cardinality:	0-n
Parent Elements:	Rule
Attributes:	platform
Child Elements:	instance, sub

The platform attribute defines which platform the fix is intended for, if its parent Rule applied to multiple platforms. The value of the platform attribute should be one of the platform strings defined for the benchmark. If the fix's platform attribute is not given, then the fix applies to all platforms to which its enclosing Rule applies.

This fix element may also appear as a child of a rule-result element in a TestResult. In this case, it may not have any attributes and its content must be a simple string. When a fix element is the child of rule-result, it is assumed to have been 'instantiated' by the testing tool, and any substitutions or platform selection already made.

Content	string
Cardinality:	0-1
Parent Elements:	rule-result
Attributes:	<i>none</i>

Child Elements: *none*

<fixtext>

This element, which may only appear as a child of a Rule element, provides text that explains how to bring a target system into compliance with the Rule. Multiple instances may appear in a Rule, with different xml:lang attribute values.

Content: mixed
Cardinality: 0-n
Parent Elements: Rule
Attributes: xml:lang
Child Elements: sub, *xhtml elements*

<front-matter>

This element contains textual content intended for use during Document Generation processing only; it is introductory matter that should appear at or near the beginning of the generated document. Multiple instances may appear with different xml:lang values.

Content: mixed
Cardinality: 0-n
Parent Elements: Benchmark
Attributes: xml:lang
Child Elements: sub, *xhtml elements*

<instance>

The instance element may appear in two situations. First, it may appear as part of a TestResult, as a child of a rule-result element; in that situation it contains the name of a target component to which a Rule was applied, in the case of multiply-instantiated rules.

Content: string
Cardinality: 0-n
Parent Elements: rule-result
Attributes: *none*
Child Elements: *none*

Second, the instance element may appear as part of a Rule, as a child of the fix element. In that situation it represents a place in the fix text where the name of a target component should be substituted, in the case of multiply-instantiated rules.

Content: *none*
Cardinality: 0-n
Parent Elements: fix
Attributes: *none*
Child Elements: *none*

<lower-bound>

This element may appear zero or more times as a child of a Value element. It is used to constrain value input during tailoring, when the Value's type is "number". It contains a number; values supplied by the user for tailoring the benchmark must be no less than this number. This element may have a selector tag attribute, which identifies it for Value refinement by a Profile. If more than one lower-bound element appears as the child of a Value, at most one may omit the selector attribute.

Content:	number
Cardinality:	0-n
Parent Elements:	Value
Attributes:	selector
Child Elements:	<i>none</i>

<match>

This element may appear zero or more times as a child of a Value element. It is used to constrain value input during tailoring. It contains a regular expression that a user's input for the value must match. This element may have a selector tag attribute, which identifies it for Value refinement by a Profile. If more than one match element appears as the child of a Value, at most one may omit the selector attribute.

Content:	string
Cardinality:	0-n
Parent Elements:	Value
Attributes:	selector
Child Elements:	<i>none</i>

<message>

This element may appear one or more times as a child of a rule-result element inside a TestResult object. It holds a single informational or error message from the checking engine.

Content:	string
Cardinality:	0-n
Parent Elements:	Benchmark
Attributes:	severity
Child Elements:	<i>none</i>

The severity attribute denotes the seriousness or conditions of the message. In XCCDF 1.0 there are three severity values: "error", "warning", and "info". These elements do not affect scoring, they are present merely to convey diagnostic information from the checking engine. XCCDF tools that deal with TestResult data may choose to display these messages to the user.

<metadata>

The metadata element may appear one or more times as a child of the Benchmark element. It contains document metadata expressed in XML. The default format for Benchmark document metadata is the Dublin Core Metadata Initiative (DCMI) Simple DC Element specification, as described in [10] and [13]. Tools, especially document generation tools, should be prepared to process Dublin Core metadata in this element.

Content:	element
Cardinality:	0-n
Parent Elements:	Benchmark
Attributes:	<i>none</i>
Child Elements:	<i>non-XCCDF</i> (Dublin Core elements recommended)

Another suitable metadata format for XCCDF benchmarks is the XML description format mandated by NIST for its Security Configuration Checklist Program [11].

Example 7 – Example of Benchmark Metadata Expressed with Dublin Core Elements

```
<cdf:metadata xmlns:dc="http://purl.org/dc/elements/1.1/">
  <dc:title>Security Benchmark for Ethernet Hubs</dc:title>
  <dc:creator>James Smith</dc:creator>
  <dc:publisher>Center for Internet Security</dc:publisher>
  <dc:subject>network security for layer 2 devices</dc:subject>
</cdf:metadata>
```

<notice>

This string element may only appear as the child of a Benchmark element, and supplies legal notice or copyright text about the benchmark document. It may not contain any child elements. The id attribute must be a unique identifier.

Content:	mixed
Cardinality:	0-n
Parent Elements:	Benchmark
Attributes:	id
Child Elements:	<i>xhtml elements</i>

The notice element may contain XHTML markup to give it internal structure.

<platform>

The platform element specifies a target platform for which the benchmark will work. The value of this element must be a string; it may not contain any child elements. Multiple platform elements may appear as children of a Benchmark, Group, or Rule, if the benchmark or item is suitable for multiple kinds of target systems.

Content:	string
Cardinality:	0-n

Parent Elements: Benchmark, Group, Rule, Value
 Attributes: *none*
 Child Elements: *none*

The platform element is optional. It refers to a platform defined in a platform-definitions element of the Benchmark. The structure of a platform definition is specified in the XCCDF platform schema (see [12]).

<platform-definitions>

This element contains a set of platform component and platform definitions. It may appear at most once, as a child of the Benchmark element. The platform definitions listed under this element each have unique ids. Platform id are used in platform and fix elements to designate the system or product to which a portion of a Benchmark applies.

Content: elements
 Cardinality: 0-1
 Parent Elements: Benchmark
 Attributes: *none*
 Child Elements: *special*

The platform-definitions element is optional. It is defined in the XCCDF platform schema, and it belongs to the xccdf-platform namespace (see [12]).

<profile>

This element specifies the Benchmark Profile used in applying a benchmark; it can appear only as a child of a TestResult element.

Content: *none*
 Cardinality: 0-1
 Parent Elements: TestResult
 Attributes: **idref**
 Child Elements: *none*

<question>

This element specifies an interrogatory string with which to prompt the user during tailoring. It may also be included into a generated document. Note that this element may not contain any XCCDF child elements nor may it contain XHTML formatting elements. Multiple instances may appear with different xml:lang attributes.

Content: string
 Cardinality: 0-n
 Parent Elements: Group, Rule, Value
 Attributes: xml:lang
 Child Elements: *none*

For Rule and Group objects, the question text should be simple binary (yes/no) question, because tailoring for Rules and Groups is for selection only. For Value objects, the question should reflect the designed data value needed for tailoring.

<rationale>

This element, which may appear as a child of a Group or Rule element, provides text that explains why that Group or Rule is important to the security of a target platform.

Content:	mixed
Cardinality:	0-n
Parent Elements:	Group, Rule
Attributes:	xml:lang
Child Elements:	sub, <i>xhtml elements</i>

<rear-matter>

This element contains textual content intended for use during Document Generation processing only; it is concluding material that should appear at or near the end of the generated document. Multiple instances may appear with different xml:lang attributes.

Content:	mixed
Cardinality:	0-n
Parent Elements:	Benchmark
Attributes:	xml:lang
Child Elements:	sub, <i>xhtml elements</i>

<reference>

This element provides supplementary descriptive text for a Benchmark, Rule, Group, or Value. It may have a simple string value, or a value consisting of simple Dublin Core elements as described in [13]. It may also have an attribute, href, giving a URL for the referenced resource. Multiple reference elements may appear; a document generation processing tool may concatenate them, or put them into a reference list, and may choose to number them.

Content:	string or elements
Cardinality:	0-n
Parent Elements:	Benchmark, Group, Rule, Value, Profile
Attributes:	xml:lang, href
Child Elements:	<i>none or Dublin Core Elements</i>

References should be given as Dublin Core descriptions, a bare string is allowed for simplicity. If a bare string appears, then it is taken to be the string content for a Dublin Core 'title' element. For more information, consult [10].

<refine-value>

This element specifies the selector tag to be applied when tailoring a Value during use of a particular Profile. It has two mandatory attributes: the id of a Value or item cluster, and the id of a Value selector tag.

Content:	<i>none</i>
Cardinality:	0-n
Parent Elements:	Profile
Attributes:	idref, selector
Child Elements:	<i>none</i>

The idref attribute must match the id attribute of a Value, or a cluster-id of one or more Items in the Benchmark. The idref attribute values of sibling refine-value element children of a Profile must be different.

Selector tags apply to the following child elements of Value: choices, default, value, match, lower-bound, and upper-bound. If the selector tag specified in a refine-value element in a Profile does not match any of the selectors specified on any of the Value children, then the child with no selector tag is used. The example below illustrates how selector tags and the refine-value element work.

Example 8 – Example of Profile refine-value Selector Tags

```
<cdf:Value id="pw-length" type="number" operator="equals">
  <cdf:title>Minimum password length policy</cdf:title>
  <cdf:value>8</cdf:value>
  <cdf:value selector="high">14</cdf:value>
  <cdf:lower-bound>8</cdf:lower-bound>
  <cdf:lower-bound selector="high">12</cdf:lower-bound>
</cdf:Value>
<cdf:Profile id="enterprise-internet">
  <cdf:title>Enterprise internet server profile</cdf:title>
  <cdf:refine-value idref="pw-length" selector="high"/>
</cdf:Profile>
<cdf:Profile id="home">
  <cdf:title>Home host profile</cdf:title>
</cdf:Profile>
```

<remark>

The remark element may appear only as the child of a TestResult element; it contains a textual remark about the test.

Content:	string
Cardinality:	0-n
Parent Elements:	TestResult
Attributes:	xml:lang
Child Elements:	<i>none</i>

The remark content may not contain any XHTML tags, it must be a plain string.

<requires>

The requires element may be a child of any Group or Rule, and it specifies the id property of another Group, Rule, or Value which must be selected in order for this one to be selected. In a sense, the requires element is the opposite of the conflicts element. Each requires element specifies a single required Item by its id, using the idref attribute; if the semantics of the benchmark need multiple required items, then multiple requires elements may appear. A requires element must be empty.

Content:	<i>none</i>
Cardinality:	0-n
Parent Elements:	Group, Rule
Attributes:	idref
Child Elements:	<i>none</i>

<result>

This simple element holds the verdict of apply a Benchmark Rule to a target or component of a target. It may have only one of four values: “pass”, “fail”, “error”, or “unknown”.

Content:	string
Cardinality:	1
Parent Elements:	rule-result
Attributes:	<i>none</i>
Child Elements:	<i>none</i>

<rule-result>

This element holds the result of applying a Rule from the benchmark to a target system or component of a target system. It may only appear as the child of a TestResult element.

Content:	elements
Cardinality:	0-n
Parent Elements:	TestResult
Attributes:	idref , time
Child Elements:	result , message, instance, fix, check

The idref property of a rule-result element must refer to a Rule element in the Benchmark. The result child element expresses the result (pass/fail/error) of apply the Rule to the target system. If the Rule is multiply instantiated, the instance element specifies the name of the component instance.

<score>

This element contains the weighted score for a benchmark test, as a real number. The scoring model is defined in Section 3.3. This element may only appear as a child of a TestResult element.

Content:	string (non-negative number)
Cardinality:	1
Parent Elements:	TestResult
Attributes:	<i>none</i>
Child Elements:	<i>none</i>

<select>

This element is part of a Profile; it overrides the selected attribute of a Rule or Group. Two attributes must be given with this element: the id of a Rule or Group (idref), and a boolean value (selected). If the boolean value is given as true, then the Rule or Group is selected in this Profile, otherwise it is unselected for this Profile.

Content:	<i>none</i>
Cardinality:	0-n
Parent Elements:	Profile
Attributes:	idref, selected
Child Elements:	<i>none</i>

The idref attribute must match the id attribute of a Group or Rule in the Benchmark, or the cluster id assigned to one or more Rules or Groups. The idref attribute values of sibling select element children of a Profile must be different.

<set-value>

This element specifies a value for a Value object. It may appear as part of a Profile, in that case it overrides the value property of a Value object. It may appear as part of a TestResult, in that case it supplies the value used in the test. This element has one mandatory attributes and no child elements.

Content:	string
Cardinality:	0-n
Parent Elements:	Profile, TestResult
Attributes:	idref
Child Elements:	<i>none</i>

In the content of a Profile, the identifier given for the idref attribute may be a cluster id, in which case it applies only to the Value item members of the cluster; in the context of a TestResult, the identifier must match the id of a Value object in the Benchmark. The idref attribute values of sibling set-value element children of a Profile must be different.

<signature>

This element can hold an enveloped digital signature expressed according to the XML Digital Signature standard [8]. This element takes no attributes, and must contain exactly one element from the XML-Signature namespace.

Content:	elements
Cardinality:	0-1
Parent Elements:	Benchmark
Attributes:	<i>none</i>
Child Elements	<i>Signature</i> (in XML-Signature namespace, see [8])

At most one enveloped signature can appear in an XCCDF benchmark document. If multiple signatures are needed, others must be detached signatures.

<status>

This element provides a revision or standardization status for a benchmark, along with a date at which the benchmark attained that status. It must appear once in a Benchmark object, and may appear once in any Item. If an Item does not have its own status element, its status is that of its parent element. The permitted string values for status are “accepted”, “deprecated”, “draft”, “interim” and “incomplete”.

Content:	string (enumerated choices)
Cardinality:	0-1
Parent Elements:	Benchmark, Rule, Group, Value
Attributes:	date
Child Elements:	none

<sub>

This element represents a reference to a parameter value that may be set during tailoring. The element never has any content, and must have its single attribute, value. The value attribute must equal the id attribute of some Value object in the benchmark.

Content:	<i>none</i>
Cardinality:	0-n
Parent Elements:	description, fix, fixtext, front-matter, rationale, rear-matter, title, warning
Attributes:	idref
Child Elements:	<i>none</i>

<target>

This element gives the name or description of a target system to which a Benchmark test was applied. It may only appear as a child of a TestResult element.

Content:	string
Cardinality:	1

Parent Elements: TestResult
Attributes: *none*
Child Elements: *none*

<target-address>

This element gives the network address of a target system to which a Benchmark test was applied. It may only appear as a child of a TestResult element.

Content: string
Cardinality: 0-n
Parent Elements: TestResult
Attributes: *none*
Child Elements: *none*

<title>

This element provides the descriptive title for a Benchmark, Rule, Group, or Value. It has no attributes. Multiple instances may appear with different languages (different values of the xml:lang attribute).

Content: string
Cardinality: 0-n
Parent Elements: Benchmark, Value, Group, Rule, Profile, TestResult
Attributes: xml:lang
Child Elements: *none*

This element may not contain XHTML markup.

<upper-bound>

This element may appear zero or more times as a child of a Value element. It is used to constrain value input during tailoring, when the Value's type is "number". It contains a number; values supplied by the user for tailoring the benchmark must be no greater than this number. This element may have a selector tag attribute, which identifies it for Value refinement by a Profile. If more than one upper-bound element appears as the child of a Value, at most one may omit the selector attribute.

Content: number
Cardinality: 0-n
Parent Elements: Value
Attributes: selector
Child Elements: *none*

<value>

This string element is used to hold the value of a Value object. It must appear as the child of a Value element, and no child elements. This element may have a selector tag attribute, which identifies it for Value refinement by a Profile. This element may appear more than once, but at most one of the sibling instances of this element may omit the selector tag.

Content:	string
Cardinality:	1-n
Parent Elements:	Value
Attributes:	selector
Child Elements:	<i>none</i>

<warning>

This element provides supplementary descriptive text for a Benchmark, Rule, Group, or Value. It has no attributes. Multiple warning elements may appear; processing tools should concatenate them for generating reports or documents (see also next section).

Content:	mixed
Cardinality:	0-n
Parent Elements:	Benchmark, Group, Rule, Value
Attributes:	xml:lang
Child Elements:	sub, <i>xhtml elements</i>

This element is intended to convey important cautionary information for the benchmark user (e.g. “Complying with this rule will cause the system to reject all IP packets”). Processing tools may wish to present this information specially in generated documents.

4.3. Text and String Content

Some text-valued XCCDF elements may contain formatting specified with elements from the XHTML Core Recommendation.

Many of the string and textual elements of the XCCDF are listed as appearing multiple times under the same parent element. These element, listed below, may have an xml:lang attribute that specifies the natural language locale for which they are written (e.g. “en” for English, “fr” for French, etc.). A processing tool should employ these attributes when possible during tailoring, document generation, and producing compliance reports, to create localized output. An example of using the xml:lang attribute is shown below.

Example 9 – A Simple Value Object with Questions in Different Languages

```
<cdf:Value id="webport" type="number">
  <cdf:title>Web Server Port</cdf:title>
  <cdf:question xml:lang="en">
    What is the web server's TCP port?
  </cdf:question>
```

```

<cdf:question xml:lang="fr">
  Quel est le port du TCP du web serveur?
</cdf:question>
<cdf:value>80</cdf:value>
</cdf:Value>

```

Multiple values for the same property in a single object are handled differently, as described below. Multiple instances with different values of their xml:lang attribute are always permitted; an item with no value for the xml:lang attribute are taken to have the same language as the benchmark itself (as given by the xml:lang attribute on the Benchmark element).

description, title, fixtext, rationale, question, front-matter, rear-matter	At most one instance per language; inherited instances get replaced.
warning, reference	Multiple instances treated as an ordered list; inherited instances prepended to the list.
notice	Multiple instances treated as an ordered list.

The platform element may also appear multiple times, each with a different id, to express the notion that a Rule, Group, Benchmark, or Profile applies to several different products or systems.

5. Conclusions

The XCCDF specification defines a means for expressing security benchmarks in a way that should foster development of interoperable tools and content. It is designed to permit the same document to serve in several roles:

- source code for generation of publication documents and hardcopy,
- script for eliciting local security policy settings and values from a user,
- structure for containing and organizing code that drives system analysis and configuration checking engines,
- source code for text to appear in security policy compliance reports,
- a record of a benchmark test, including the results of applying various rules,
- structure for expressing compliance scoring/weighting decisions.

Adoption of a common format should permit security professionals, security tool vendors, and system auditors to exchange information more quickly and precisely, and also permit greater automation of security testing and configuration checking.

6. Appendix A – XCCDF Schema

The XML Schema below describes XCCDF in a manner that should allow automatic validation of most aspects of the format. It is not possible to express all of the constraints that XCCDF imposes in a Schema, unfortunately, and a few of the constraints that it is possible to express have been omitted for simplicity.

Whether to validate is an implementation decision left to tool developers, but it is strongly recommended.

XCCDF Schema 1.0

```
<?xml version="1.0" encoding="UTF-8"?>
<!-- Begin definition of XCCDF schema -->
<xsd:schema xmlns:xsd="http://www.w3.org/2001/XMLSchema"
  xmlns:cdf="http://checklists.nist.gov/xccdf/1.0"
  xmlns:dc="http://purl.org/dc/elements/1.1/"
  xmlns:cdfp="http://www.cisecurity.org/xccdf/platform/0.2.3"
  xmlns:xsi="http://www.w3.org/2001/XMLSchema-Instance"
  targetNamespace="http://checklists.nist.gov/xccdf/1.0"
  elementFormDefault="qualified"
  attributeFormDefault="unqualified">

  <xsd:annotation>
    <xsd:documentation xml:lang="en">
      This schema defines the eXtensible Configuration Checklist
      Description Format (XCCDF), a data format for defining
      security benchmarks and checklists, and for recording
      the results of applying such benchmarks.
      For more information, consult the specification
      document, "Specification for the Extensible Configuration
      Checklist Description Format", version 1.0.

      This schema was developed by Neal Ziring, with
      assistance from David Waltermire. The following
      individuals contributed ideas to the construction
      of this schema: David Proulx, Andrew Buttner, and
      Ryan Wilson.
      <version date="7 December 2004">1.0</version>
    </xsd:documentation>
  </xsd:annotation>

  <!-- Import base XML namespace -->
  <xsd:import namespace="http://www.w3.org/XML/1998/namespace"
    schemaLocation="xml.xsd">
    <xsd:annotation>
      <xsd:documentation xml:lang="en">
        Import the XML namespace because this schema uses
        the xml:lang and xml:base attributes.
      </xsd:documentation>
    </xsd:annotation>
  </xsd:import>
```

```

<!-- Import Dublin Core metadata namespace -->
<xsd:import namespace="http://purl.org/dc/elements/1.1/"
  schemaLocation="simplifiedc20021212.xsd">
  <xsd:annotation>
    <xsd:documentation xml:lang="en">
      Import the simple Dublin Core namespace because
      this schema uses it for benchmark metadata and for
      references.
    </xsd:documentation>
  </xsd:annotation>
</xsd:import>

<!-- Import CIS platform specification namespace -->
<xsd:import namespace="http://www.cisecurity.org/xccdf/platform/0.2.3"
  schemaLocation="platform-0.2.3.xsd">
  <xsd:annotation>
    <xsd:documentation xml:lang="en">
      Import the CIS platform schema, which we use for
      describing target IT platforms in the Benchmark.
      The CIS platform schema was designed by David
      Waltermire.
    </xsd:documentation>
  </xsd:annotation>
</xsd:import>

<!-- ***** -->
<!-- ***** Benchmark Element ***** -->
<!-- ***** -->
<xsd:element name="Benchmark">
  <xsd:annotation>
    <xsd:documentation xml:lang="en">
      The benchmark tag is the top level element representing a
      complete security checklist, including descriptive text
      and test items.
    </xsd:documentation>
  </xsd:annotation>
  <xsd:complexType>
    <xsd:sequence>
      <xsd:element ref="cdf:status" minOccurs="1" maxOccurs="1"/>
      <xsd:element name="title" type="cdf:textType"
        minOccurs="0" maxOccurs="unbounded"/>
      <xsd:element name="description" type="cdf:htmlTextWithSubType"
        minOccurs="0" maxOccurs="unbounded"/>
      <xsd:element name="notice" type="cdf:noticeType"
        minOccurs="0" maxOccurs="unbounded"/>
      <xsd:element name="front-matter" type="cdf:htmlTextWithSubType"
        minOccurs="0" maxOccurs="unbounded"/>
      <xsd:element name="rear-matter" type="cdf:htmlTextWithSubType"
        minOccurs="0" maxOccurs="unbounded"/>
      <xsd:element name="reference" type="cdf:referenceType"
        minOccurs="0" maxOccurs="unbounded"/>
      <xsd:element ref="cdfp:platform-definitions"
        minOccurs="0" maxOccurs="1"/>
      <xsd:element name="platform" type="cdf:idrefType"
        minOccurs="0" maxOccurs="unbounded"/>
      <xsd:element name="version" type="xsd:string"/>
    </xsd:sequence>
  </xsd:complexType>
</xsd:element>

```

```

    <xsd:element name="metadata" type="cdf:metadataType"
        minOccurs="0" maxOccurs="unbounded" />
    <xsd:element ref="cdf:Profile"
        minOccurs="0" maxOccurs="unbounded" />
    <xsd:element ref="cdf:Value"
        minOccurs="0" maxOccurs="unbounded" />
    <xsd:choice minOccurs="0" maxOccurs="unbounded">
        <xsd:element ref="cdf:Group" />
        <xsd:element ref="cdf:Rule" />
    </xsd:choice>
    <xsd:element ref="cdf:TestResult"
        minOccurs="0" maxOccurs="unbounded" />
    <xsd:element name="signature" type="cdf:signatureType"
        minOccurs="0" maxOccurs="1" />
</xsd:sequence>
<xsd:attribute name="id" type="xsd:NCName" use="optional" />
<!-- the 'Id' attribute is needed for XML-Signature -->
<xsd:attribute name="Id" type="xsd:ID" use="optional" />
<xsd:attribute name="resolved" type="xsd:boolean"
    default="false" use="optional" />
<xsd:attribute ref="xml:lang" />
</xsd:complexType>

<xsd:key name="noticeIdKey">
    <xsd:annotation><xsd:documentation xml:lang="en">
        Legal notices must have unique id values.
    </xsd:documentation></xsd:annotation>
    <xsd:selector xpath="cdf:notice" />
    <xsd:field xpath="@id" />
</xsd:key>

<xsd:key name="itemIdKey">
    <xsd:annotation><xsd:documentation xml:lang="en">
        Items must have unique id values.
    </xsd:documentation></xsd:annotation>
    <xsd:selector xpath="..cdf:Value|..cdf:Group|..cdf:Rule" />
    <xsd:field xpath="@id" />
</xsd:key>

<xsd:key name="valueIdKey">
    <xsd:annotation><xsd:documentation xml:lang="en">
        Value item ids are special keys, need this for
        the valueIdKeyRef keyref below.
    </xsd:documentation></xsd:annotation>
    <xsd:selector xpath="..cdf:Value" />
    <xsd:field xpath="@id" />
</xsd:key>

<xsd:key name="ruleIdKey">
    <xsd:annotation><xsd:documentation xml:lang="en">
        Rule items have a unique key, we need
        this for the ruleIdKeyRef keyref below.
        (Rule key refs are used by rule-results.)
    </xsd:documentation></xsd:annotation>
    <xsd:selector xpath="..cdf:Rule" />
    <xsd:field xpath="@id" />

```

```

</xsd:key>

<xsd:key name="selectableItemIdKey">
  <xsd:annotation><xsd:documentation xml:lang="en">
    Group and Rule item ids are special keys, we
    need this for the requiresIdKeyRef keyref below.
  </xsd:documentation></xsd:annotation>
  <xsd:selector xpath="//cdf:Group | //cdf:Rule"/>
  <xsd:field xpath="@id"/>
</xsd:key>

<xsd:key name="profileIdKey">
  <xsd:annotation><xsd:documentation xml:lang="en">
    Profile objects have a unique id, it is used
    for extension, too.
  </xsd:documentation></xsd:annotation>
  <xsd:selector xpath="//cdf:Profile"/>
  <xsd:field xpath="@id"/>
</xsd:key>

<xsd:key name="platformDefnKey">
  <xsd:annotation><xsd:documentation xml:lang="en">
    Platform-definitions have a unique id, it is used
    from the platform element and fix element.
  </xsd:documentation></xsd:annotation>
  <xsd:selector
    xpath="//cdfp:platform-definitions/cdfp:platform-definition"/>
  <xsd:field xpath="@id"/>
</xsd:key>

<xsd:keyref name="valueIdKeyRef" refer="cdf:valueIdKey">
  <xsd:annotation><xsd:documentation xml:lang="en">
    Check-export elements must reference existing values.
  </xsd:documentation></xsd:annotation>
  <xsd:selector xpath="//cdf:check/cdf:check-export"/>
  <xsd:field xpath="@value-id"/>
</xsd:keyref>

<xsd:keyref name="subValueKeyRef" refer="cdf:valueIdKey">
  <xsd:annotation><xsd:documentation xml:lang="en">
    Sub elements must reference existing Value ids.
  </xsd:documentation></xsd:annotation>
  <xsd:selector xpath="//cdf:sub"/>
  <xsd:field xpath="@value"/>
</xsd:keyref>

<xsd:keyref name="ruleIdKeyRef"
  refer="cdf:ruleIdKey">
  <xsd:annotation><xsd:documentation xml:lang="en">
    The rule-result element idref must refer to an
    existing Rule.
  </xsd:documentation></xsd:annotation>
  <xsd:selector xpath="//cdf:TestResult/cdf:rule-result"/>
  <xsd:field xpath="@idref"/>
</xsd:keyref>

```

```

<xsd:keyref name="requiresIdKeyRef"
  refer="cdf:selectableItemIdKey">
  <xsd:annotation><xsd:documentation xml:lang="en">
    The requires element idref must refer to an existing
    Group or Rule.
  </xsd:documentation></xsd:annotation>
  <xsd:selector xpath="//cdf:requires"/>
  <xsd:field xpath="@idref"/>
</xsd:keyref>

<xsd:keyref name="profileIdKeyRef"
  refer="cdf:profileIdKey">
  <xsd:annotation><xsd:documentation xml:lang="en">
    The requires a profile element in a TestResult
    element to refer to an existing Profile
  </xsd:documentation></xsd:annotation>
  <xsd:selector xpath="//cdf:TestResult/cdf:profile"/>
  <xsd:field xpath="@idref"/>
</xsd:keyref>

<xsd:keyref name="platformIdKeyRef"
  refer="cdf:platformDefnKey">
  <xsd:annotation><xsd:documentation xml:lang="en">
    The platform element idref attribute must refer to
    an existing cdf:platform-definition.
  </xsd:documentation></xsd:annotation>
  <xsd:selector xpath="//cdf:platform"/>
  <xsd:field xpath="@idref"/>
</xsd:keyref>

<xsd:keyref name="fixPlatformIdKeyRef"
  refer="cdf:platformDefnKey">
  <xsd:annotation><xsd:documentation xml:lang="en">
    The fix element attribute platform must refer to an
    existing platform-definition.
  </xsd:documentation></xsd:annotation>
  <xsd:selector xpath="//cdf:Rule/cdf:fix"/>
  <xsd:field xpath="@platform"/>
</xsd:keyref>

</xsd:element>

<xsd:complexType name="noticeType" mixed="true">
  <xsd:annotation>
    <xsd:documentation xml:lang="en">
      Data type for legal notice element that has text
      content and a unique id attribute.
    </xsd:documentation>
  </xsd:annotation>
  <xsd:sequence>
    <xsd:any namespace="http://www.w3.org/1999/xhtml"
      minOccurs="0" maxOccurs="unbounded"
      processContents="skip"/>
  </xsd:sequence>
  <xsd:attribute name="id" type="xsd:NCName"/>
  <xsd:attribute ref="xml:base"/>

```

```

    <xsd:attribute ref="xml:lang" />
  </xsd:complexType>

  <xsd:complexType name="referenceType" mixed="true">
    <xsd:annotation>
      <xsd:documentation xml:lang="en">
        Data type for a reference citation, an href
        URL attribute (optional), with content of text
        or simple Dublin Core elements.
      </xsd:documentation>
    </xsd:annotation>
    <xsd:sequence>
      <xsd:any namespace="http://purl.org/dc/elements/1.1/"
        processContents="lax"
        minOccurs="0" maxOccurs="unbounded" />
    </xsd:sequence>
    <xsd:attribute name="href" type="xsd:anyURI" />
  </xsd:complexType>

  <xsd:complexType name="signatureType">
    <xsd:annotation>
      <xsd:documentation xml:lang="en">
        XML-Signature over the Benchmark; note that this
        will always be an 'enveloped' signature, so the
        single element child of this element should be
        dsig:Signature.
      </xsd:documentation>
    </xsd:annotation>
    <xsd:sequence>
      <xsd:any namespace="http://www.w3.org/2000/09/xmldsig#"
        processContents="skip"
        minOccurs="1" maxOccurs="1" />
    </xsd:sequence>
  </xsd:complexType>

  <xsd:complexType name="metadataType">
    <xsd:annotation>
      <xsd:documentation xml:lang="en">
        Metadata for the Benchmark, should be Dublin Core
        or some other well-specified and accepted metadata
        format. If Dublin Core, then it will be a sequence
        of simple Dublin Core elements.
      </xsd:documentation>
    </xsd:annotation>
    <xsd:sequence>
      <xsd:choice minOccurs="1" maxOccurs="1">
        <xsd:any namespace="http://purl.org/dc/elements/1.1/"
          minOccurs="1" maxOccurs="unbounded" />
        <!-- the namespace URI below is from a draft version of the
          schema designed to support the checklist metadata
          requirements from NIST special pub 800-70.
          -->
        <xsd:any namespace="http://checklists.nist.gov/sccf/0.1"
          processContents="skip"
          minOccurs="1" maxOccurs="unbounded" />
      </xsd:choice>
    </xsd:sequence>
  </xsd:complexType>

```

```

    </xsd:sequence>
</xsd:complexType>

<!-- ***** -->
<!-- ***** global elements ***** -->
<!-- ***** -->
<xsd:element name="status">
  <xsd:annotation>
    <xsd:documentation xml:lang="en">
      The acceptance status of an Item with an optional date attribute
      that signifies the date of the status change.
    </xsd:documentation>
  </xsd:annotation>
  <xsd:complexType>
    <xsd:simpleContent>
      <xsd:extension base="cdf:statusType">
        <xsd:attribute name="date" type="xsd:date"
          use="optional"/>
      </xsd:extension>
    </xsd:simpleContent>
  </xsd:complexType>
</xsd:element>

<xsd:simpleType name="statusType">
  <xsd:annotation>
    <xsd:documentation xml:lang="en">
      The possible status codes for an Benchmark or Item to be
      inherited from the parent element if it is not defined.
    </xsd:documentation>
  </xsd:annotation>
  <xsd:restriction base="xsd:string">
    <xsd:enumeration value="accepted"/>
    <xsd:enumeration value="deprecated"/>
    <xsd:enumeration value="draft"/>
    <xsd:enumeration value="incomplete"/>
    <xsd:enumeration value="interim"/>
  </xsd:restriction>
</xsd:simpleType>

<!-- ***** -->
<!-- ***** Text Types ***** -->
<!-- ***** -->
<xsd:complexType name="textType">
  <xsd:annotation>
    <xsd:documentation xml:lang="en">
      Type for a string with an xml:lang attribute.
    </xsd:documentation>
  </xsd:annotation>
  <xsd:simpleContent>
    <xsd:extension base="xsd:string">
      <xsd:attribute ref="xml:lang"/>
    </xsd:extension>
  </xsd:simpleContent>
</xsd:complexType>

<xsd:complexType name="htmlTextType" mixed="true">

```

```

<xsd:annotation>
  <xsd:documentation xml:lang="en">
    Type for a string with XHTML elements and xml:lang attribute.
  </xsd:documentation>
</xsd:annotation>
<xsd:sequence>
  <xsd:any namespace="http://www.w3.org/1999/xhtml"
    minOccurs="0" maxOccurs="unbounded"
    processContents="skip"/>
</xsd:sequence>
<xsd:attribute ref="xml:lang"/>
</xsd:complexType>

<xsd:complexType name="htmlTextWithSubType" mixed="true">
  <xsd:annotation>
    <xsd:documentation xml:lang="en">
      Type for a string with embedded Value substitutions
      and XHTML elements, and an xml:lang attribute.
    </xsd:documentation>
  </xsd:annotation>
  <xsd:choice minOccurs="0" maxOccurs="unbounded">
    <xsd:element name="sub" type="cdf:idrefType"/>
    <xsd:any namespace="http://www.w3.org/1999/xhtml"
      processContents="skip"/>
  </xsd:choice>
  <xsd:attribute ref="xml:lang"/>
</xsd:complexType>

<xsd:complexType name="textWithSubType" mixed="true">
  <xsd:annotation>
    <xsd:documentation xml:lang="en">
      Type for a string with embedded Value substitutions
      and XHTML elements, and an xml:lang attribute.
    </xsd:documentation>
  </xsd:annotation>
  <xsd:sequence>
    <xsd:element name="sub" type="cdf:idrefType"
      minOccurs="0" maxOccurs="unbounded"/>
  </xsd:sequence>
  <xsd:attribute ref="xml:lang"/>
</xsd:complexType>

<xsd:complexType name="idrefType">
  <xsd:annotation>
    <xsd:documentation xml:lang="en">
      Data type for elements that have no content,
      just a mandatory id reference.
    </xsd:documentation>
  </xsd:annotation>
  <xsd:attribute name="idref" type="xsd:NCName" use="required"/>
</xsd:complexType>

<!-- ***** -->
<!-- ***** Item Element (Base Class) ***** -->
<!-- ***** -->

```

```

<xsd:element name="Item" type="cdf:itemType" >
  <xsd:annotation>
    <xsd:documentation xml:lang="en">
      Type element type imposes constraints shared by all
      Groups, Rules and Values. The itemType is abstract, so
      the element Item can never appear in a valid XCCDF document.
    </xsd:documentation>
  </xsd:annotation>
</xsd:element>

<xsd:complexType name="itemType" abstract="1">
  <xsd:annotation>
    <xsd:documentation xml:lang="en">
      This abstract item type represents the basic data shared by all
      Groups, Rules and Values
    </xsd:documentation>
  </xsd:annotation>
  <xsd:sequence>
    <xsd:element ref="cdf:status" minOccurs="0" maxOccurs="1"/>
    <xsd:element name="title" type="cdf:textWithSubType"
      minOccurs="0" maxOccurs="unbounded"/>
    <xsd:element name="description" type="cdf:htmlTextWithSubType"
      minOccurs="0" maxOccurs="unbounded"/>
    <xsd:element name="warning" type="cdf:htmlTextWithSubType"
      minOccurs="0" maxOccurs="unbounded"/>
    <xsd:element name="question" type="cdf:textType"
      minOccurs="0" maxOccurs="unbounded"/>
    <xsd:element name="reference" type="cdf:referenceType"
      minOccurs="0" maxOccurs="unbounded"/>
  </xsd:sequence>
  <xsd:attribute name="id" type="xsd:NCName" use="required"/>
  <xsd:attribute name="hidden" type="xsd:boolean"
    default="false" use="optional"/>
  <xsd:attribute name="prohibitChanges" type="xsd:boolean"
    default="false" use="optional"/>
  <xsd:attribute name="abstract" type="xsd:boolean"
    default="false" use="optional"/>
  <xsd:attribute name="extends" type="xsd:NCName"
    default="false" use="optional"/>
  <xsd:attribute name="cluster-id" type="xsd:NCName"
    use="optional"/>
  <xsd:attribute ref="xml:lang"/>
  <xsd:attribute ref="xml:base"/>
</xsd:complexType>

<!-- ***** -->
<!-- ***** Selectable Item Type (Base Class) ***** -->
<!-- ***** -->
<xsd:complexType name="selectableItemType" abstract="true">
  <xsd:annotation>
    <xsd:documentation xml:lang="en">
      This abstract item type represents the basic data shared by all
      Groups and Rules. It extends the itemType given above.
    </xsd:documentation>
  </xsd:annotation>

```

```

<xsd:complexContent>
  <xsd:extension base="cdf:itemType">
    <xsd:sequence>
      <xsd:element name="rationale" type="cdf:htmlTextWithSubType"
        minOccurs="0" maxOccurs="unbounded"/>
      <xsd:element name="platform" type="cdf:idrefType"
        minOccurs="0" maxOccurs="unbounded"/>
      <xsd:element name="requires" type="cdf:idrefType"
        minOccurs="0" maxOccurs="unbounded"/>
      <xsd:element name="conflicts" type="cdf:idrefType"
        minOccurs="0" maxOccurs="unbounded"/>
    </xsd:sequence>
    <xsd:attribute name="selected" type="xsd:boolean"
      default="true" use="optional"/>
    <xsd:attribute name="weight" type="cdf:weightType"
      default="1.0" use="optional"/>
  </xsd:extension>
</xsd:complexContent>
</xsd:complexType>

<!-- ***** -->
<!-- ***** Group Element ***** -->
<!-- ***** -->
<xsd:element name="Group" type="cdf:groupType"/>

<xsd:complexType name="groupType">
  <xsd:annotation>
    <xsd:documentation xml:lang="en">
      Data type for the Group element that represents a grouping of
      Groups, Rules and Values.
    </xsd:documentation>
  </xsd:annotation>
  <xsd:complexContent>
    <xsd:extension base="cdf:selectableItemType">
      <xsd:sequence>
        <xsd:element ref="cdf:Value"
          minOccurs="0" maxOccurs="unbounded"/>
        <xsd:choice minOccurs="0" maxOccurs="unbounded">
          <xsd:element ref="cdf:Group"/>
          <xsd:element ref="cdf:Rule"/>
        </xsd:choice>
      </xsd:sequence>
    </xsd:extension>
  </xsd:complexContent>
</xsd:complexType>

<!-- ***** -->
<!-- ***** Rule Element ***** -->
<!-- ***** -->
<xsd:element name="Rule" type="cdf:ruleType" />
<xsd:complexType name="ruleType">
  <xsd:annotation>
    <xsd:documentation xml:lang="en">
      Data type for the Rule element that represents a
      specific benchmark test.
    </xsd:documentation>
  </xsd:annotation>

```

```

        </xsd:documentation>
    </xsd:annotation>
    <xsd:complexContent>
        <xsd:extension base="cdf:selectableItemType">
            <xsd:sequence>
                <xsd:element name="fixtext" type="cdf:htmlTextWithSubType"
                    minOccurs="0" maxOccurs="unbounded" />
                <xsd:element name="fix" type="cdf:fixType"
                    minOccurs="0" maxOccurs="unbounded" />
                <xsd:element name="check" type="cdf:checkType"
                    minOccurs="0" maxOccurs="unbounded" />
            </xsd:sequence>
        </xsd:extension>
    </xsd:complexContent>
</xsd:complexType>

<!-- ***** -->
<!-- ***** Rule-related Types ***** -->
<!-- ***** -->
<xsd:complexType name="fixType" mixed="true">
    <xsd:annotation>
        <xsd:documentation xml:lang="en">
            Type for a string with embedded Value and instance
            substitutions and an optional platform id ref attribute, but
            no embedded XHTML markup.
            The platform attribute should refer to a platform-definition
            element in the platform-definitions child of the Benchmark.
        </xsd:documentation>
    </xsd:annotation>
    <xsd:choice minOccurs="0" maxOccurs="unbounded">
        <xsd:element name="sub" type="cdf:idrefType" />
        <xsd:element name="instance">
            <xsd:complexType />
        </xsd:element>
    </xsd:choice>
    <xsd:attribute name="platform" type="xsd:NCName" use="optional" />
</xsd:complexType>

<xsd:complexType name="checkType">
    <xsd:annotation>
        <xsd:documentation xml:lang="en">
            Data type for the check element, a checking system
            specification URI, and XML content.
        </xsd:documentation>
    </xsd:annotation>
    <xsd:sequence>
        <xsd:element name="check-export" type="cdf:checkExportType"
            minOccurs="0" maxOccurs="unbounded" />
        <xsd:choice minOccurs="1" maxOccurs="1">
            <xsd:element name="check-content"
                type="cdf:checkContentType" />
            <xsd:element name="check-content-ref"
                type="cdf:checkContentRefType" />
        </xsd:choice>
    </xsd:sequence>

```

```

    <xsd:attribute name="system" type="xsd:string" use="required"/>
    <xsd:attribute ref="xml:base"/>
</xsd:complexType>

<xsd:complexType name="checkExportType">
  <xsd:annotation>
    <xsd:documentation xml:lang="en">
      Data type for the check-export element, which
      specifies a mapping between an XCCDF internal Value
      id and a value name to be used by the checking
      system or processor.
    </xsd:documentation>
  </xsd:annotation>
  <xsd:attribute name="value-id" type="xsd:NCName" use="required"/>
  <xsd:attribute name="export-name" type="xsd:string" use="required"/>
</xsd:complexType>

<xsd:complexType name="checkContentRefType">
  <xsd:annotation>
    <xsd:documentation xml:lang="en">
      Data type for the check-content-ref element, which
      points to the code for a detached check in another file.
      This element has no body, just a couple of attributes:
      href and name. The name is optional, if it does not appear
      then this reference is to the entire other document.
    </xsd:documentation>
  </xsd:annotation>
  <xsd:attribute name="href" type="xsd:anyURI" use="required"/>
  <xsd:attribute name="name" type="xsd:string"/>
</xsd:complexType>

<xsd:complexType name="checkContentType" mixed="true">
  <xsd:annotation>
    <xsd:documentation xml:lang="en">
      Data type for the check-content element, which holds
      the actual code of an enveloped check in some other
      (non-XCCDF) language. This element can hold almost
      anything; XCCDF tools do not process its content directly.
    </xsd:documentation>
  </xsd:annotation>
  <xsd:choice minOccurs="0" maxOccurs="unbounded">
    <xsd:any namespace="##other" processContents="skip"/>
  </xsd:choice>
</xsd:complexType>

<xsd:simpleType name="weightType">
  <xsd:annotation>
    <xsd:documentation xml:lang="en">
      Data type for a Rule's weight, a non-negative real number.
    </xsd:documentation>
  </xsd:annotation>
  <xsd:restriction base="xsd:decimal">
    <xsd:minExclusive value="0.0"/>
    <xsd:totalDigits value="3"/>
  </xsd:restriction>

```

```

</xsd:simpleType>

<!-- ***** -->
<!-- ***** Value Element ***** -->
<!-- ***** -->
<xsd:element name="Value" type="cdf:valueType">
  <xsd:unique name="valueSelectorKey">
    <xsd:selector xpath="./cdf:value"/>
    <xsd:field xpath="@selector"/>
  </xsd:unique>
  <xsd:unique name="defaultSelectorKey">
    <xsd:selector xpath="./cdf:default"/>
    <xsd:field xpath="@selector"/>
  </xsd:unique>
</xsd:element>

<xsd:complexType name="valueType">
  <xsd:annotation>
    <xsd:documentation xml:lang="en">
      Data type for the Value element that represents
      a tailorable string, numeric, or boolean value in
      the Benchmark.
    </xsd:documentation>
  </xsd:annotation>
  <xsd:complexContent>
    <xsd:extension base="cdf:itemType">
      <xsd:sequence>
        <xsd:element name="value" type="cdf:selStringType"
          minOccurs="1" maxOccurs="unbounded"/>
        <xsd:element name="default" type="cdf:selStringType"
          minOccurs="0" maxOccurs="unbounded"/>
        <xsd:element name="match" type="cdf:selStringType"
          minOccurs="0" maxOccurs="unbounded"/>
        <xsd:element name="lower-bound" type="cdf:selNumType"
          minOccurs="0" maxOccurs="unbounded"/>
        <xsd:element name="upper-bound" type="cdf:selNumType"
          minOccurs="0" maxOccurs="unbounded"/>
        <xsd:element name="choices" type="cdf:selChoicesType"
          minOccurs="0" maxOccurs="unbounded"/>
      </xsd:sequence>
      <xsd:attribute name="type" type="cdf:valueTypeType"
        default="string" use="optional"/>
      <xsd:attribute name="operator"
        type="cdf:valueOperatorType"
        default="equals" use="optional"/>
    </xsd:extension>
  </xsd:complexContent>
</xsd:complexType>

<!-- ***** -->
<!-- ***** Value-related Types ***** -->
<!-- ***** -->
<xsd:complexType name="selChoicesType">
  <xsd:annotation>
    <xsd:documentation xml:lang="en">

```

The choice element specifies a list of legal or suggested choices for a Value object. It holds one or more choice elements, a mustMatch attribute, n and a selector attribute.

```
</xsd:documentation>
</xsd:annotation>
<xsd:sequence>
  <xsd:element name="choice" type="xsd:string"
    minOccurs="1" maxOccurs="unbounded"/>
</xsd:sequence>
<xsd:attribute name="mustMatch" type="xsd:boolean" use="optional"/>
<xsd:attribute name="selector" default=""
  type="xsd:string" use="optional"/>
</xsd:complexType>

<xsd:complexType name="selStringType">
  <xsd:annotation>
    <xsd:documentation xml:lang="en">
      This type is for an element that has string content
      and a selector attribute. It is used for some of
      the child elements of Value.
    </xsd:documentation>
  </xsd:annotation>
  <xsd:simpleContent>
    <xsd:extension base="xsd:string">
      <xsd:attribute name="selector" default=""
        type="xsd:string" use="optional"/>
    </xsd:extension>
  </xsd:simpleContent>
</xsd:complexType>

<xsd:complexType name="selNumType">
  <xsd:annotation>
    <xsd:documentation xml:lang="en">
      This type is for an element that has numeric content
      and a selector attribute. It is used for two of
      the child elements of Value.
    </xsd:documentation>
  </xsd:annotation>
  <xsd:simpleContent>
    <xsd:extension base="xsd:decimal">
      <xsd:attribute name="selector" default=""
        type="xsd:string" use="optional"/>
    </xsd:extension>
  </xsd:simpleContent>
</xsd:complexType>

<xsd:simpleType name="valueTypeType">
  <xsd:annotation>
    <xsd:documentation xml:lang="en">
      Allowed data types for Values, just string, numeric,
      and true/false.
    </xsd:documentation>
  </xsd:annotation>
  <xsd:restriction base="xsd:string">
    <xsd:enumeration value="number"/>
  </xsd:restriction>
</xsd:simpleType>
```

```

        <xsd:enumeration value="string"/>
        <xsd:enumeration value="boolean"/>
    </xsd:restriction>
</xsd:simpleType>

<xsd:simpleType name="valueOperatorType">
    <xsd:annotation>
        <xsd:documentation xml:lang="en">
            Allowed operators for Values. Note that most of
            these are valid only for numeric data, but the
            schema doesn't enforce that.
        </xsd:documentation>
    </xsd:annotation>
    <xsd:restriction base="xsd:string">
        <xsd:enumeration value="equals" />
        <xsd:enumeration value="not equal" />
        <xsd:enumeration value="greater than" />
        <xsd:enumeration value="less than" />
        <xsd:enumeration value="greater than or equal" />
        <xsd:enumeration value="less than or equal" />
        <xsd:enumeration value="pattern match" />
    </xsd:restriction>
</xsd:simpleType>

<!-- ***** -->
<!-- ***** Profile Element ***** -->
<!-- ***** -->
<xsd:element name="Profile" type="cdf:profileType">
    <!-- selector key constraints -->
    <xsd:unique name="itemSelectKey">
        <xsd:selector xpath="./cdf:select"/>
        <xsd:field xpath="@idref"/>
    </xsd:unique>
    <xsd:unique name="refineValueKey">
        <xsd:selector xpath="./cdf:refine-value"/>
        <xsd:field xpath="@idref"/>
    </xsd:unique>
    <xsd:unique name="setValueKey">
        <xsd:selector xpath="./cdf:set-value"/>
        <xsd:field xpath="@idref"/>
    </xsd:unique>
</xsd:element>

<xsd:complexType name="profileType">
    <xsd:annotation>
        <xsd:documentation xml:lang="en">
            Data type for the Profile element, which holds a
            specific tailoring of the Benchmark.
        </xsd:documentation>
    </xsd:annotation>
    <xsd:sequence>
        <xsd:element ref="cdf:status" minOccurs="0" maxOccurs="1"/>
        <xsd:element name="title" type="cdf:textWithSubType"
            minOccurs="1" maxOccurs="unbounded"/>
        <xsd:element name="description" type="cdf:htmlTextWithSubType"

```

```

        minOccurs="0" maxOccurs="unbounded"/>
<xsd:element name="reference" type="cdf:referenceType"
    minOccurs="0" maxOccurs="unbounded"/>
<xsd:element name="platform" type="cdf:idrefType"
    minOccurs="0" maxOccurs="unbounded"/>
<xsd:element name="select" type="cdf:profileSelectType"
    minOccurs="0" maxOccurs="unbounded"/>
<xsd:element name="set-value" type="cdf:profileSetValueType"
    minOccurs="0" maxOccurs="unbounded"/>
<xsd:element name="refine-value"
    type="cdf:profileRefineValueType"
    minOccurs="0" maxOccurs="unbounded"/>
</xsd:sequence>
<xsd:attribute name="id" type="xsd:NCName" use="required"/>
<xsd:attribute name="prohibitChanges" type="xsd:boolean"
    default="false" use="optional"/>
<xsd:attribute name="extends" type="xsd:NCName" use="optional"/>
<xsd:attribute ref="xml:base"/>
</xsd:complexType>

<!-- ***** -->
<!-- ***** Profile-related Types ***** -->
<!-- ***** -->
<xsd:complexType name="profileSelectType">
    <xsd:annotation>
        <xsd:documentation xml:lang="en">
            Type for the select element in a Profile; all it has
            are two attributes, no content. The two attributes
            are 'idref' which refers to a Group or Rule, and
            'selected' which is boolean.
        </xsd:documentation>
    </xsd:annotation>
    <xsd:attribute name="idref"
        type="xsd:NCName" use="required"/>
    <xsd:attribute name="selected"
        type="xsd:boolean" use="required"/>
</xsd:complexType>

<xsd:complexType name="profileSetValueType">
    <xsd:annotation>
        <xsd:documentation xml:lang="en">
            Type for the set-value element in a Profile; it
            has one attribute and string content. The
            attribute is 'idref' which refers to a Value.
        </xsd:documentation>
    </xsd:annotation>
    <xsd:simpleContent>
        <xsd:extension base="xsd:string">
            <xsd:attribute name="idref" type="xsd:NCName"/>
        </xsd:extension>
    </xsd:simpleContent>
</xsd:complexType>

<xsd:complexType name="profileRefineValueType">
    <xsd:annotation>

```

```

<xsd:documentation xml:lang="en">
  Type for the refine-value element in a Profile; all
  it has are two attributes, no content.  The two
  attributes are 'idref' which refers to a Value
  and 'selector' which designates certain element
  children of the Value.
</xsd:documentation>
</xsd:annotation>
<xsd:attribute name="idref"
  type="xsd:NCName" use="required"/>
<xsd:attribute name="selector"
  type="xsd:string" use="required"/>
</xsd:complexType>

<!-- ***** -->
<!-- ***** TestResult Element ***** -->
<!-- ***** -->
<xsd:element name="TestResult" type="cdf:testResultType"/>

<xsd:complexType name="testResultType">
  <xsd:annotation>
    <xsd:documentation xml:lang="en">
      Data type for the TestResult element, which holds
      the results of one application of the Benchmark.
    </xsd:documentation>
  </xsd:annotation>
  <xsd:sequence>
    <xsd:element name="benchmark" minOccurs="0" maxOccurs="1">
      <xsd:complexType>
        <xsd:attribute name="href" type="xsd:anyURI"
          use="required"/>
      </xsd:complexType>
    </xsd:element>
    <xsd:element name="title" type="cdf:textType"
      minOccurs="0" maxOccurs="unbounded"/>
    <xsd:element name="remark" type="cdf:textType"
      minOccurs="0" maxOccurs="unbounded"/>
    <xsd:element name="profile" type="cdf:idrefType"
      minOccurs="0" maxOccurs="1"/>
    <xsd:element name="target" type="xsd:string"
      minOccurs="1" maxOccurs="1"/>
    <xsd:element name="target-address" type="xsd:string"
      minOccurs="0" maxOccurs="unbounded"/>
    <xsd:element name="set-value" type="cdf:profileSetValueType"
      minOccurs="0" maxOccurs="unbounded"/>
    <xsd:element name="rule-result" type="cdf:ruleResultType"
      minOccurs="0" maxOccurs="unbounded"/>
    <xsd:element name="score" type="xsd:decimal"
      minOccurs="1" maxOccurs="1"/>
  </xsd:sequence>
  <xsd:attribute name="id" type="xsd:NCName" use="required"/>
  <xsd:attribute name="start-time" type="xsd:dateTime" use="optional"/>
  <xsd:attribute name="end-time" type="xsd:dateTime" use="required"/>
</xsd:complexType>

```

```

<xsd:complexType name="ruleResultType">
  <xsd:annotation>
    <xsd:documentation xml:lang="en">
      This element holds all the information about the
      application of one rule to a target. It may only
      appear as part of a TestResult object.
    </xsd:documentation>
  </xsd:annotation>
  <xsd:sequence>
    <xsd:element name="result" type="cdf:resultEnumType"
      minOccurs="1" maxOccurs="1"/>
    <xsd:element name="message" type="cdf:messageType"
      minOccurs="0" maxOccurs="unbounded"/>
    <xsd:element name="instance" type="xsd:string"
      minOccurs="0" maxOccurs="unbounded"/>
    <xsd:element name="fix" type="xsd:string"
      minOccurs="0" maxOccurs="1"/>
    <xsd:element name="check" type="cdf:checkType"
      minOccurs="0" maxOccurs="1"/>
  </xsd:sequence>
  <xsd:attribute name="idref" type="xsd:NCName" use="required"/>
  <xsd:attribute name="time" type="xsd:dateTime" use="required"/>
</xsd:complexType>

<xsd:complexType name="messageType">
  <xsd:annotation>
    <xsd:documentation xml:lang="en">
      Type for a message generated by the checking
      engine or XCCDF tool during benchmark testing.
      Content is string plus required severity attribute.
    </xsd:documentation>
  </xsd:annotation>
  <xsd:simpleContent>
    <xsd:extension base="xsd:string">
      <xsd:attribute name="severity" type="cdf:msgSevEnumType"
        use="required"/>
    </xsd:extension>
  </xsd:simpleContent>
</xsd:complexType>

<xsd:simpleType name="msgSevEnumType">
  <xsd:annotation>
    <xsd:documentation xml:lang="en">
      Allowed values for message severity.
    </xsd:documentation>
  </xsd:annotation>
  <xsd:restriction base="xsd:string">
    <xsd:enumeration value="error"/>
    <xsd:enumeration value="warning"/>
    <xsd:enumeration value="info"/>
  </xsd:restriction>
</xsd:simpleType>

<xsd:simpleType name="resultEnumType">
  <xsd:annotation>
    <xsd:documentation xml:lang="en">

```

```
    Allowed result indicators for a test, just four
    possibilities:
        pass = the test passed, target complies w/ benchmark
        fail = the test failed, target does not comply
        error= an error occurred and test could not complete,
               or the test does not apply to this platform
        unknown= could not tell what happened
    </xsd:documentation>
</xsd:annotation>
<xsd:restriction base="xsd:string">
    <xsd:enumeration value="pass"/>
    <xsd:enumeration value="fail"/>
    <xsd:enumeration value="error"/>
    <xsd:enumeration value="unknown"/>
</xsd:restriction>
</xsd:simpleType>
</xsd:schema>
```

Testing

The XCCDF 1.0 schema has been checked for syntax and tested with the Apache Xerces 2.6 schema-validating parser.

7. Appendix B – Sample Benchmark File

The sample below illustrates some of the concepts of XCCDF. It gives a few simple rules about configuration of a Cisco IOS router, based on material from the publicly available NSA router security configuration guide.

```
<?xml version="1.0" encoding="UTF-8"?>
<cdf:Benchmark id="ios-test-6" resolved="0" xml:lang="en"
  xmlns:cdf="http://checklists.nist.gov/xccdf/1.0"
  xmlns:cdfp="http://www.cisecurity.org/xccdf/platform/0.2.3"
  xmlns:dc="http://purl.org/dc/elements/1.1/"
  xmlns:xsi="http://www.w3.org/2001/XMLSchema-instance"
  xmlns:htm="http://www.w3.org/1999/xhtml"
  xmlns:dsig="http://www.w3.org/2000/09/xmldsig#"
  xsi:schemaLocation="http://checklists.nist.gov/xccdf/1.0 xccdf-1.0.xsd
http://www.cisecurity.org/xccdf/platform/0.2.3 platform-0.2.3.xsd">

  <cdf:status date="2004-09-24">draft</cdf:status>
  <cdf:title>XCCDF Sample for Cisco IOS</cdf:title>
  <cdf:description>
    This document defines a small set of rules for securing Cisco
    IOS routers. The set of rules constitute a <htm:i>benchmark</htm:i>.
    A benchmark usually represents an industry consensus of best
    practices. It lists steps to be taken as well as rationale for
    them. This example benchmark is merely a small subset of the
    rules that would be necessary for securing an IOS router.
  </cdf:description>

  <cdf:notice id="Sample-Terms-Of-Use" xml:lang="en">
    This document may be copied and used subject to the NIST terms
    of use (http://www.nist.gov/public\_affairs/disclaim.htm) and NSA
    Legal Notice (http://www.nsa.gov/notices/notic00004.cfm?Address=/).
  </cdf:notice>
  <cdf:front-matter>
    <htm:p>This benchmark assumes that you are running IOS 11.3 or later.
    </htm:p>
  </cdf:front-matter>
  <cdf:reference href="http://www.nsa.gov/ia/">
    NSA Router Security Configuration Guide, Version 1.1b
  </cdf:reference>
  <cdf:reference>
    <dc:title>Hardening Cisco Routers</dc:title>
    <dc:creator>Thomas Akin</dc:creator>
    <dc:publisher>O'Reilly and Associates</dc:publisher>
    <dc:identifier>http://www.ora.com/</dc:identifier>
  </cdf:reference>

  <cdfp:platform-definitions>
    <cdfp:os id="os-cisco-ios12">
      <cdfp:title>Cisco IOS 12.x</cdfp:title>
      <cdfp:remark xml:lang="en">All IOS up through 12.3</cdfp:remark>
      <cdfp:vendor>Cisco Systems</cdfp:vendor>
      <cdfp:family>IOS</cdfp:family>
      <cdfp:level>12</cdfp:level>
      <cdfp:version-range>
```

```

        <cdfp:min-inclusive>12.3.1</cdfp:min-inclusive>
        <cdfp:max-inclusive>12.3.8</cdfp:max-inclusive>
    </cdfp:version-range>
</cdfp:os>
<cdfp:hardware id="hwr-routers">
    <cdfp:title>Cisco routers</cdfp:title>
    <cdfp:vendor>Cisco Systems</cdfp:vendor>
    <cdfp:family>router</cdfp:family>
</cdfp:hardware>
<cdfp:platform-definition id="cisco-ios-12-routers">
    <cdfp:title>Cisco IOS version 12 for Routers</cdfp:title>
    <cdfp:logical-operator operator="and">
        <cdfp:product idref="os-cisco-ios12"/>
        <cdfp:product idref="hwr-routers"/>
    </cdfp:logical-operator>
</cdfp:platform-definition>
</cdfp:platform-definitions>

<cdf:platform idref="cisco-ios-12-routers"/>
<cdf:version>0.1.12</cdf:version>

<cdf:Profile id="profile1" prohibitChanges="1">
    <cdf:title>Sample Profile No. 1</cdf:title>
    <cdf:select idref="mgmt-plane" selected="0"/>
    <cdf:select idref="ctrl-plane" selected="1"/>
    <cdf:select idref="finger" selected="1"/>
    <cdf:set-value idref="exec-timeout-time">30</cdf:set-value>
    <cdf:refine-value idref="buffered-logging-level"
        selector="lenient"/>
</cdf:Profile>
<cdf:Profile id="profile2" extends="profile1">
    <cdf:title>Sample Profile No. 1</cdf:title>
    <cdf:select idref="mgmt-plane" selected="1"/>
    <cdf:select idref="data-plane" selected="1"/>
    <cdf:refine-value idref="buffered-logging-level" selector="strict"/>
</cdf:Profile>

<cdf:Value id="exec-timeout-time" type="number"
    operator="less than or equal">
    <cdf:title>IOS - line exec timeout value</cdf:title>
    <cdf:description>
        The length of time, in minutes, that an interactive session
        should be allowed to stay idle before being terminated.
    </cdf:description>
    <cdf:question>Session exec timeout time (in minutes)</cdf:question>
    <cdf:value>10</cdf:value>
    <cdf:default>15</cdf:default>
    <cdf:lower-bound>1</cdf:lower-bound>
    <cdf:upper-bound>60</cdf:upper-bound>
</cdf:Value>

<cdf:Group id="mgmt-plane" selected="1" prohibitChanges="1" weight="3">
    <cdf:title>Management Plane Rules</cdf:title>
    <cdf:description>
        Services, settings, and data streams related to setting up
        and examining the static configuration of the router, and the

```

```

    authentication and authorization of administrators/operators.
  </cdf:description>
  <cdf:requires idref="no-directed-broadcast"/>
  <cdf:Rule id="no-finger-service-base" selected="0" weight="5.0"
    prohibitChanges="1" hidden="1" abstract="1" cluster-id="finger">
    <cdf:title>IOS - no IP finger service</cdf:title>
    <cdf:description>
      Disable the finger service, it can reveal information
      about logged in users to unauthorized parties.
    </cdf:description>
    <cdf:question>Prohibit the finger service</cdf:question>
    <cdf:check system="http://oval.mitre.org/XMLSchema/oval">
      <cdf:check-content-ref href="iosDefns.xml" name="OVAL1002"/>
    </cdf:check>
  </cdf:Rule>

  <cdf:Rule id="ios11-no-finger-service"
    selected="0" prohibitChanges="1"
    hidden="0" weight="5" extends="no-finger-service-base">
    <cdf:title>IOS 11 - no IP finger service</cdf:title>
    <cdf:fix>no service finger</cdf:fix>
  </cdf:Rule>

  <cdf:Rule id="ios12-no-finger-service"
    selected="0" prohibitChanges="1"
    hidden="0" weight="5" extends="no-finger-service-base">
    <cdf:title>IOS 12 - no IP finger service</cdf:title>
    <cdf:fix>no ip finger</cdf:fix>
  </cdf:Rule>

  <cdf:Rule id="req-exec-timeout" selected="1" weight="8.3">
    <cdf:title>Require exec timeout on admin sessions</cdf:title>
    <cdf:description>
      Configure each administrative access line to terminate idle
      sessions after a fixed period of time determined by local policy
    </cdf:description>
    <cdf:question>Require admin session idle timeout</cdf:question>
    <cdf:fix>
      line vty 0 4
      exec-timeout <cdf:sub idref="exec-timeout-time"/>
    </cdf:fix>
    <cdf:check system="http://oval.mitre.org/XMLSchema/oval">
      <cdf:check-export value-id="exec-timeout-time"
        export-name="var-2"/>
      <cdf:check-content-ref href="iosDefns.xml" name="OVAL708"/>
    </cdf:check>
  </cdf:Rule>
</cdf:Group>

<cdf:Group id="ctrl-plane" selected="1" prohibitChanges="1" weight="3">
  <cdf:title>Control Plane Rules</cdf:title>
  <cdf:description>
    Services, settings, and data streams that support the
    operation and dynamic status of the router.
  </cdf:description>
  <cdf:question>Check rules related to system control</cdf:question>

```

```

<cdf:Value id="buffered-logging-level" type="string"
    operator="equals" prohibitChanges="0">
  <cdf:title>Logging level for buffered logging</cdf:title>
  <cdf:description>
    Logging level for buffered logging; this setting is
    a severity level. Every audit message of this
    severity or more (worse) will be logged.
  </cdf:description>
  <cdf:question>Select a buffered logging level</cdf:question>
  <cdf:value selector="strict">informational</cdf:value>
  <cdf:value selector="lenient">warning</cdf:value>
  <cdf:value>notification</cdf:value>
  <cdf:choices mustMatch="1">
    <cdf:choice>warning</cdf:choice>
    <cdf:choice>notification</cdf:choice>
    <cdf:choice>informational</cdf:choice>
  </cdf:choices>
</cdf:Value>

<cdf:Rule id="no-tcp-small-servers" selected="1"
    prohibitChanges="1" weight="7">
  <cdf:title>Disable tcp-small-servers</cdf:title>
  <cdf:description>
    Disable unnecessary services such as echo, chargen, etc.
  </cdf:description>
  <cdf:question>Prohibit TCP small services</cdf:question>
  <cdf:fixtext>
    Disable TCP small servers in IOS global config mode.
  </cdf:fixtext>
  <cdf:fix>no service tcp-small-servers</cdf:fix>
  <cdf:check system="http://oval.mitre.org/XMLSchema/oval">
    <cdf:check-content-ref href="iosDefns.xml" name="OVAL1000"/>
  </cdf:check>
</cdf:Rule>

<cdf:Rule id="no-udp-small-servers" selected="1"
    prohibitChanges="1" weight="5.7">
  <cdf:title>Disable udp-small-servers</cdf:title>
  <cdf:description>
    Disable unnecessary UDP services such as echo, chargen, etc.
  </cdf:description>
  <cdf:question>Forbid UDP small services</cdf:question>
  <cdf:fixtext>
    Disable UDP small servers in IOS global config mode.
  </cdf:fixtext>
  <cdf:fix>no service udp-small-servers</cdf:fix>
  <cdf:check system="http://oval.mitre.org/XMLSchema/oval">
    <cdf:check-content-ref href="iosDefns.xml" name="OVAL1001"/>
  </cdf:check>
</cdf:Rule>

<cdf:Rule id="set-buffered-logging-level" selected="1"
    prohibitChanges="0" weight="8.5">
  <cdf:title xml:lang="en">Set the buffered logging level</cdf:title>
  <cdf:description>

```


8. References

- [1] Fallside, David C., *XML Schema Part 0: Primer*, W3C Recommendation, 2 May 2001. (<http://www.w3.org/>)
- [2] Buttner, Andrew, “<Oval SQL='false'>”, presentation, The MITRE Corporation, Oct 2003.
- [3] Baker, Mark *et al*, *XHTML Basic*, W3C Recommendation, Dec 2000. (<http://www.w3.org/>)
- [4] Bray, Tim *et al*, *Namespaces in XML*, W3C Recommendation, Jan 1999. (<http://www.w3.org/>)
- [5] Jones, George, “Introduction to RAT”, presentation, Center for Internet Security, Oct 2003.
- [6] Calabrese, Chris, “VulnTrack”, presentation, Oct 2003.
- [7] Davis, Mark “Unicode Regular Expressions”, Unicode Technical Recommendation No. 18, version 9, Jan 2004.
- [8] Bartel *et al*, “XML – Signature Syntax and Processing”, W3C Recommendation, Feb 2002. (<http://www.w3.org/>)
- [9] Marsh, J. and Orchard, D. “XML Inclusions (XInclude) Version 1.0”, W3C Candidate Recommendation, April 2004. (<http://www.w3.org/>)
- [10] Hillmann, Diane, “Using Dublin Core”, DCMI, Aug 2003.
- [11] “Security Configuration Checklists Program for IT Products”, NIST Special Publication 800-70, Aug 2004. (<http://checklists.nist.gov/>)
- [12] Waltermire, David “XCCDF Platform Specification”, Center for Internet Security, Sep 2004.
- [13] Johnston, P. and Powell, A. “Guidelines for implementing Dublin Core in XML”, DCMI, Apr 2003.